

PERMACON



2026

Landscape Product Data Guide

Ottawa | Quebec | Atlantic Provinces



Table of Contents and Index

Alternative Landscaping

Artes Panel System	4
Bench and Planter	5
Corner Bench and Planter	5
Bench and Vertical Planter	5
Small BBQ	5
Medium BBQ	5
Long BBQ	5
L-shape BBQ	6
Corner BBQ and Pizza Grill	6
BBQ with Luxury Counter and Bar	6
Counter and Bar	6
Large Counter	6
Luxury Counter and Bar	7
Recessed Wood Fire Pit	7
Recessed Gas Fire Pit	7
Gas Fire Pit	7
Recessed Rectangular Gas Fire Pit	7
Rectangular Gas Fire Pit	7
Square Planter	7
Rectangular Planter	8
Vertical Planter	8
Privacy Wall with Bench	8
Privacy Wall with Planter	8
Privacy Wall with Vertical Planter	8
Raised Garden	8
Corner Multilevel Raised Garden	9
Multilevel Raised Garden	9
Fireplace with Bench and Wood Pergola	9
L-shape Bench with Vertical Planter	9
BBQ with Bench and Vertical Planter	9
High Top Gas Firepit - Propane Option	9
Orion Firepit	10

Slabs

Cassara Large Rectangle	12
City	13
Esbelto	14
Esbelto DuraFusion	14
Mega Melville	15
Melia DuraFusion	16
Melia 18 x 36 DuraFusion	17
Melia 6 x 6 DuraFusion Paver	18
Melville 18 x 36 DuraFusion - N	19
Melville 24 x 24	20
Melville 60	21
Melville 60 DuraFusion	21
Melville 60 Small Rectangle Paver	22
Metrik	23
Mondrian Plus 60	24
Mondrian Plus 60 Small Rectangle Paver	25
Rosebel	26
Turfstone Paver	27
Vertex	28
Wilfrid	29

Pavers

Brooklyn	32
Capio	33
Cassara Large Rectangle	34
Cassara Verde	35
Esbelto DuraFusion	36
Mega Melville	37
Melia 6 x 6 DuraFusion	18
Melville 60 Small Rectangle	21
Melville 80	37
Melville 80 DuraFusion	38
Melville 80 Small Rectangle	39
Melville Classic	40
Melville Plank	41
Mondrian Plus 60 Small Rectangle	24
Mondrian Plus 80	42
Mondrian Plus 80 Small Rectangle	43
Paleo Plus	44
Trafalgar 60	45
Vendome 60 and 80	46
Virage	47
Zen	48

Walls

Celtik	50
Grande	51
Grande Smooth	53
Grande Wedge Wall and Capping	55
Lafitt Tandem 90 and 180	56
Melville Tandem 90 and 180	57
Orion	58
RB	59
Tandem Accessories	60
Tandem Starter Unit	61
Tandem Next 180 mm Structural	61
Tandem Structural 90	62
Universal Slope Block	63
Split Face Universal Slope Block	64
Urbano	65
Vario	66
Wallstone	67
Wedgestone	68

Capping and Steps

Celtik 15 in. Modular Step System	70
Celtik Straight Capping	71
Lafitt Plus Capping and Step	72
Laguna Pool Capping	73
Leno Bullnose Capping	74
Marina Capping	75
Melville Plus Capping	77
Melville Plus Step	78
RB 24 in. Capping	79
Wallstone 12 in. Capping	80
Wedgestone Capping	81

Capping and Step DuraFusion

Melville 14 x 24 DuraFusion - N	76
--	----

Mega Steps

Mega Lafitt Plus	84
Mega Melville Plus	85

Curbs

Celtik	88
Lafitt	89
Melville	90
Novo	91
Universal	92

Porcelain Tiles - Mirage

November - N	94
---------------------	----

Architectural Landscaping

AquaPave Paver	98
Boulevard 300 Paver	99
Boulevard 500 Paver	101
Boulevard Drain Paver	102
Boulevard Hexagon Paver	103
Boulevard Striated Paver	104
Boulevard Tactile Paver	105
Boulevard Verde Paver	106
Boulevard TLI 80 Paver	107
Boulevard TLI 100 Paver	108
Boulevard TLI 150 Paver	109
Paleo-Tec Paver	110
Vertex Paver	111
Keystone Wall	112
Keystone Capping	113
SmartCast Reflect Slab	114
Urban Slab	115
Versailles Slab	116
Rooftop Pedestals	117
Institutional Curbs	118

Miscellaneous

HP Nextgel Polymeric Sand	95
Smartsand Polymeric Sand	95
Sand Quantity Chart - Landscape	95
Sand Quantity Chart - Architectural	119
Solar Reflective Index (SRI) Landscape	120
Solar Reflective Index (SRI) Architectural	121
Warranty	122



New



Smooth Surface



Textured Surface



Do not use vibrating plate



Pedestrian - Designed to withstand pedestrian traffic



Vehicular - Designed to withstand car traffic



Permeable - Designed to allow runoff to pass through



Roof-Top - Designed to be installed on pedestals



Not in Inventory - Special order only



Alternative Landscaping

04 Artex Panel System

10 Orion Firepit

Artex Panel System® [≡]

Panel 18 x 36	Metric (mm)	Imperial (in.)
	76 x 457 x 914	3 x 18 x 36
Weight/unit	68 kg	151 lb
Area/layer	0.84 m ²	9.0 ft ²
Area/cube	7.52 m ²	81 ft ²
Qty/cube	18 units 9 Rows	18 units
Length/cube	16.46 lin. m	54 lin. ft
Weight/cube	1230 kg	2711 lb

Code	Colour
16253301	Range Scandina Grey
16253446	Range Shaded Grey
16253451	Range Amber Beige

Production location Metcalfe

Capping 6 x 36	Metric (mm)	Imperial (in.)
	76 x 152 x 914	3 x 6 x 36
Weight/unit	24 kg	52 lb
Area/layer	0.98 m ²	10.5 ft ²
Area/cube	2.93 m ²	31.50 ft ²
Qty/cube	21 units 3 Rows	21 units
Length/cube	19.20 lin. m	63 lin. ft
Weight/cube	497 kg	1095 lb

Code	Colour
16253444	Range Scandina Grey
16253443	Range Shaded Grey
16253442	Range Amber Beige
16253441	Rockland Black

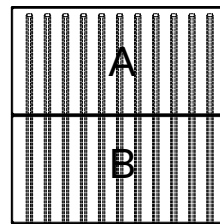
Production location Metcalfe

Artex Panel System Hardware

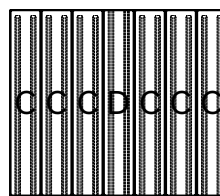
	Qty per box	Metric (mm)	Imperial (in.)	Code	Colour
Anchor Slide	100 units	33 x 25 x 51	1 1/4 x 1 x 2	204000304	Stainless Steel
Outer Corner	48 units	63 x 101 x 101	2 1/2 x 4 x 4	204000303	Stainless Steel
Inner Corner	24 units	63 x 155 x 232	2 1/2 x 6 x 9	204000301	Stainless Steel
Joining Plate	40 units	63 x 38 x 209	2 1/2 x 1 1/2 x 8 1/4	204000300	Stainless Steel
Stretcher Bar	10 units	33 x 25 x 933	1 1/4 x 1 x 36 3/4	204000302	Stainless Steel

Sold by box

Typical Row



Typical Row



Resources and Inspiration

Download the ARTEX Idea Book and discover a multitude of great ideas!



Artex Panel System®

	Description	Code	Quantity
Bench and Planter*	18 x 36 panel - closed	ACCORDING TO COLOUR	3
	18 x 36 panel	ACCORDING TO COLOUR	3
	Anchor Slide	204000304	32
	Joining plate	204000300	4
	Outer corner	204000303	12



	Description	Code	Quantity
Corner Bench and Planter*	18 x 36 panel - closed	ACCORDING TO COLOUR	8
	18 x 36 panel	ACCORDING TO COLOUR	8
	Anchor Slide	204000304	74
	Joining plate	204000300	16
	Outer corner	204000303	20
	Stretcher bar	204000302	1



	Description	Code	Quantity
Bench and Vertical Planter*	18 x 36 panel - closed	ACCORDING TO COLOUR	4
	18 x 36 panel	ACCORDING TO COLOUR	11
	Anchor Slide	204000304	66
	Joining plate	204000300	16
	Outer corner	204000303	16
	Stretcher bar	204000302	1



	Description	Code	Quantity
Small BBQ*	18 x 36 panel - closed	ACCORDING TO COLOUR	5
	18 x 36 panel	ACCORDING TO COLOUR	3
	6 x 36 panel	ACCORDING TO COLOUR	2
	Anchor Slide	204000304	36
	Joining plate	204000300	10
	Outer corner	204000303	8



	Description	Code	Quantity
Medium BBQ*	18 x 36 panel - closed	ACCORDING TO COLOUR	6
	18 x 36 panel	ACCORDING TO COLOUR	4
	Anchor Slide	204000304	36
	Joining plate	204000300	10
	Outer corner	204000303	8



	Description	Code	Quantity
Long BBQ*	18 x 36 panel - closed	ACCORDING TO COLOUR	6
	18 x 36 panel	ACCORDING TO COLOUR	6
	Anchor Slide	204000304	44
	Joining plate	204000300	14
	Outer corner	204000303	8



Resources and Inspiration

Download the ARTEX Idea Book and discover a multitude of great ideas!

* All accessories such as BBQ, wood, burner tray and all other accessories are not included. IMPORTANT: Please note that kits are not sold assembled.

Artex Panel System®

	Description	Code	Quantity
L-shape BBQ*	18 x 36 panel - closed	ACCORDING TO COLOUR	7
	18 x 36 panel	ACCORDING TO COLOUR	11
	6 x 36 panel - closed	ACCORDING TO COLOUR	1
	Anchor Slide	204000304	72
	Joining plate	204000300	24
	Outer corner	204000303	10
	Inner corner	204000301	2



	Description	Code	Quantity
Corner BBQ and Pizza Grill*	18 x 36 panel - closed	ACCORDING TO COLOUR	8
	18 x 36 panel	ACCORDING TO COLOUR	18
	6 x 36 panel - closed	ACCORDING TO COLOUR	1
	Anchor Slide	204000304	106
	Joining plate	204000300	28
	Outer corner	204000303	21
	Inner corner	204000301	4




	Description	Code	Quantity
BBQ with Luxury Counter and Bar*	18 x 36 panel - closed	ACCORDING TO COLOUR	9
	18 x 36 panel	ACCORDING TO COLOUR	22
	6 x 36 panel - closed	ACCORDING TO COLOUR	5
	6 x 36 panel	ACCORDING TO COLOUR	5
	Anchor Slide	204000304	146
	Joining plate	204000300	52
	Outer corner	204000303	22
	Inner corner	204000301	6



	Description	Code	Quantity
Counter and Bar*	18 x 36 panel - closed	ACCORDING TO COLOUR	4
	18 x 36 panel	ACCORDING TO COLOUR	8
	6 x 36 panel - closed	ACCORDING TO COLOUR	4
	6 x 36 panel	ACCORDING TO COLOUR	3
	Anchor Slide	204000304	76
	Joining plate	204000300	34
	Outer corner	204000303	4



	Description	Code	Quantity
Large Counter*	18 x 36 panel - closed	ACCORDING TO COLOUR	4
	18 x 36 panel	ACCORDING TO COLOUR	8
	Anchor Slide	204000304	48
	Joining plate	204000300	16
	Outer corner	204000303	8



Resources and Inspiration

Download the ARTEX Idea Book and discover a multitude of great ideas!

* All accessories such as BBQ, wood, burner tray and all other accessories are not included. IMPORTANT: Please note that kits are not sold assembled.

Artex Panel System®

	Description	Code	Quantity
Luxury Counter and Bar*	18 x 36 panel - closed	ACCORDING TO COLOUR	6
	18 x 36 panel	ACCORDING TO COLOUR	11
	6 x 36 panel - closed	ACCORDING TO COLOUR	4
	6 x 36 panel	ACCORDING TO COLOUR	5
	Anchor Slide	204000304	108
	Joining plate	204000300	42
	Outer corner	204000303	12



	Description	Code	Quantity
Recessed Wood Fire Pit*	18 x 36 panel - closed	ACCORDING TO COLOUR	4
	6 x 36 panel - closed	ACCORDING TO COLOUR	4
	Anchor Slide	204000304	16
	Outer corner	204000303	8



	Description	Code	Quantity
Recessed Gas Fire Pit*	18 x 36 panel - closed	ACCORDING TO COLOUR	4
	6 x 36 panel - closed	ACCORDING TO COLOUR	4
	Anchor Slide	204000304	16
	Outer corner	204000303	8



	Description	Code	Quantity
Gas Fire Pit*	18 x 36 panel - closed	ACCORDING TO COLOUR	4
	Anchor Slide	204000304	16
	Outer corner	204000303	8



	Description	Code	Quantity
Recessed Rectangular Gas Fire Pit*	18 x 36 panel - closed	ACCORDING TO COLOUR	4
	18 x 36 panel	ACCORDING TO COLOUR	3
	6 x 36 panel - closed	ACCORDING TO COLOUR	4
	6 x 36 panel	ACCORDING TO COLOUR	2
	Anchor Slide	204000304	48
	Joining plate	204000300	8
	Outer corner	204000303	16



	Description	Code	Quantity
Rectangular Gas Fire Pit*	18 x 36 panel - closed	ACCORDING TO COLOUR	4
	18 x 36 panel	ACCORDING TO COLOUR	3
	Anchor Slide	204000304	48
	Joining plate	204000300	8
	Outer corner	204000303	16



	Description	Code	Quantity
Square Planter*	18 x 36 panel	ACCORDING TO COLOUR	4
	6 x 36 panel - closed	ACCORDING TO COLOUR	4
	Anchor Slide	204000304	40
	Joining plate	204000300	6
	Outer corner	204000303	8



Resources and Inspiration

Download the ARTEX Idea Book and discover a multitude of great ideas!

* All accessories such as BBQ, wood, burner tray and all other accessories are not included.
IMPORTANT: Please note that kits are not sold assembled.

Artex Panel System®

	Description	Code	Quantity
Rectangular Planter*	18 x 36 panel	ACCORDING TO COLOUR	6
	6 x 36 panel - closed	ACCORDING TO COLOUR	4
	6 x 36 panel	ACCORDING TO COLOUR	2
	Anchor Slide	204000304	56
	Joining plate	204000300	14
	Outer corner	204000303	8



	Description	Code	Quantity
Vertical Planter*	18 x 36 panel - closed	ACCORDING TO COLOUR	4
	18 x 36 panel	ACCORDING TO COLOUR	6
	6 x 36 panel - closed	ACCORDING TO COLOUR	4
	6 x 36 panel	ACCORDING TO COLOUR	2
	Anchor Slide	204000304	62
	Joining plate	204000300	12
	Outer corner	204000303	18
	Stretcher bar	204000302	1



	Description	Code	Quantity
Privacy Wall with Bench*	18 x 36 panel	ACCORDING TO COLOUR	6
	Anchor Slide	204000304	28
	Joining plate	204000300	2
	Outer corner	204000303	8
	Stretcher bar	204000302	2



	Description	Code	Quantity
Privacy Wall with Planter*	18 x 36 panel	ACCORDING TO COLOUR	6
	6 x 36 panel - closed	ACCORDING TO COLOUR	4
	6 x 36 panel	ACCORDING TO COLOUR	2
	Anchor Slide	204000304	43
	Joining plate	204000300	24
	Outer corner	204000303	4



	Description	Code	Quantity
Privacy Wall with Vertical Planter*	18 x 36 panel - closed	ACCORDING TO COLOUR	2
	18 x 36 panel	ACCORDING TO COLOUR	8
	6 x 36 panel - closed	ACCORDING TO COLOUR	3
	6 x 36 panel	ACCORDING TO COLOUR	3
	Anchor Slide	204000304	66
	Joining plate	204000300	12
	Outer corner	204000303	20
	Stretcher bar	204000302	1



	Description	Code	Quantity
Raised Garden*	18 x 36 panel	ACCORDING TO COLOUR	10
	6 x 36 panel - closed	ACCORDING TO COLOUR	4
	6 x 36 panel	ACCORDING TO COLOUR	6
	Anchor Slide	204000304	54
	Joining plate	204000300	18
	Outer corner	204000303	8
	Stretcher bar	204000302	1



Resources and Inspiration

Download the ARTEX Idea Book and discover a multitude of great ideas!

* All accessories such as BBQ, wood, burner tray and all other accessories are not included.
IMPORTANT: Please note that kits are not sold assembled.

Artex Panel System®

	Description	Code	Quantity
Corner Multilevel Raised Garden*	18 x 36 panel - closed	ACCORDING TO COLOUR	15
	18 x 36 panel	ACCORDING TO COLOUR	20
	Anchor Slide	204000304	153
	Joining plate	204000300	46
	Outer corner	204000303	20
	Inner corner	204000301	4
	Stretcher bar	204000302	7



	Description	Code	Quantity
Multilevel Raised Garden*	18 x 36 panel - closed	ACCORDING TO COLOUR	22
	18 x 36 panel	ACCORDING TO COLOUR	18
	Anchor Slide	204000304	168
	Joining plate	204000300	48
	Outer corner	204000303	32
	Stretcher bar	204000302	2



	Description	Code	Quantity
Fireplace with Bench and Wood Pergola*	18 x 36 panel - closed	ACCORDING TO COLOUR	16
	18 x 36 panel	ACCORDING TO COLOUR	34
	Anchor Slide	204000304	210
	Joining plate	204000300	54
	Outer corner	204000303	44
	Inner corner	204000301	4
	Stretcher bar	204000302	2



	Description	Code	Quantity
L-shape Bench with Vertical Planter*	18 x 36 panel - closed	ACCORDING TO COLOUR	4
	18 x 36 panel	ACCORDING TO COLOUR	20
	Anchor Slide	204000304	116
	Joining plate	204000300	40
	Outer corner	204000303	14
	Inner corner	204000301	2
	Stretcher bar	204000302	1



	Description	Code	Quantity
BBQ with Bench and Vertical Planter*	18 x 36 panel - closed	ACCORDING TO COLOUR	6
	18 x 36 panel	ACCORDING TO COLOUR	19
	6 x 36 panel	ACCORDING TO COLOUR	8
	Anchor Slide	204000304	132
	Joining plate	204000300	22
	Outer corner	204000303	44



	Description	Code	Quantity
High Top Gas Firepit*	18 x 36 panel - closed	ACCORDING TO COLOUR	4
	18 x 36 panel	ACCORDING TO COLOUR	6
	6 x 36 panel - closed	ACCORDING TO COLOUR	4
	6 x 36 panel	ACCORDING TO COLOUR	2
	Anchor Slide	204000304	60
	Joining plate	204000300	26
	Outer corner	204000303	4



Option propane



Resources and Inspiration

Download the ARTEX Idea Book and discover a multitude of great ideas!

* All accessories such as BBQ, wood, burner tray and all other accessories are not included.
IMPORTANT: Please note that kits are not sold assembled.

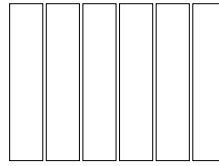
Orion Firepit

	Metric (mm)	Imperial (in.)
	540 x 1016 x 1016	21 3/16 x 40 x 40
Weight/unit	68 kg	151 lb
Area/layer	0.88 m ²	9.45 ft ²
Area/cube	1.76 m ² 2 Rows	18.90 ft ²
Weight/cube	820 kg	1807 lb

Code	Colour
12051111	Range Amber Beige
12051110	Range Scandina Grey
205500004	Spark Arrestor

Production location	Quebec
Sold by kit including 12 Orion wall units and one metal insert	
Spark Arrestor sold separately	

Typical Row



Technical Information

Product	Orion Firepit
Standard	ASTM C 1372
Flexural Strength	N/A
Compressive Strength	20.7 MPa
De-icing salts freeze-thaw durability	N/A
Density	2000 kg/m ²
Absorption	10.4%
Dimension Tolerance*	Length: ±3.2 mm Width: ±3.2 mm Height: ±3.2 mm



Slabs

- 12 Cassara Large Rectangle
- 13 City
- 14 Esbelto
- 14 Esbelto DuraFusion
- 15 Mega Melville
- 16 Melia DuraFusion
- 17 Melia 18 x 36 DuraFusion
- 18 Melia 6 x 6 DuraFusion Paver
- 19 Melville 18 x 36 DuraFusion - **N**
- 20 Melville 24 x 24
- 21 Melville 60
- 21 Melville 60 DuraFusion
- 22 Melville 60 Small Rectangle
- 23 Metrik
- 24 Mondrian Plus 60
- 25 Mondrian Plus 60 Small Rectangle
- 26 Rosebel
- 27 Turfstone
- 28 Vertex
- 29 Wilfrid

Cassara® Large Rectangle Slab

	Metric (mm)	Imperial (in.)
	60 x 300 x 700	2 3/8 x 11 13/16 x 27 9/16
Weight/unit	29 kg	64 lb
Area/unit	0.21 m ²	2.26 ft ²
Area/layer	0.63 m ²	6.78 ft ²
Area/cube	7.56 m ² 12 Rows	81.36 ft ²
Qty/cube	36 units	36 units
Weight/cube	1073 kg	2369 lb

Code	Colour - Prestige
10200759	Range Scandina Grey
10200651	Range Amber Beige
10200653	Rockland Black

	Colour - Standard
10200652	Range Shaded Grey

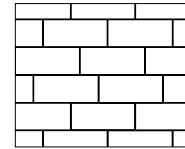
Production location	Montreal
---------------------	----------

1 bag of Techniseal sand covers approx.: 162 ft²

Typical Row



Laying Pattern



Linear



Technical Information

Product	Cassara Large Rectangle Slab
Standard	CSA A231.1
Flexural Strength	±4.5 MPa
Compressive Strength	N/A
De-icing salts freeze-thaw durability	225 g/m ² after 28 cycles 500 g/m ² after 49 cycles
Density	N/A
Absorption	N/A
Dimension Tolerance*	Length: -1.0 to +2.0 mm Width: -1.0 to +2.0 mm Height: ±3.0 mm

* Concave or convex warpage in one dimension: up to and including 450 mm: 2.0 mm / over 450 mm: 3.00 mm

Cassara Large Rectangle Slabs are designed to be installed in a linear pattern with transversal joints staggered by at least 100 mm. Cover snow removal tools with Teflon or neoprene protectors to minimize the risk of damage from scratches. Laying patterns are for design purposes only. Permacon shall not be responsible for excess or shortage of material.

City Slab


	Metric (mm)	Imperial (in.)
	60 x 500 x 750	2 3/8 x 19 11/16 x 29 1/2
Weight/unit	52 kg	114 lb
Area/unit	0.38 m ²	4.04 ft ²
Area/layer	0.75 m ²	8.07ft ²
Area/cube	9.00 m ² 12 Rows	96.84 ft ²
Qty/cube	24 units	24 units
Weight/cube	1270 kg	2800 lb

Code	Colour
12059437	Alpine Grey
12059443	Sterling Grey

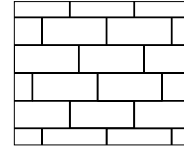
Production location Montreal

1 bag of Techniseal sand covers approx.: 231 ft²

Typical Row



Laying Pattern



Linear



Technical Information




Product	City Slab
Standard	CSA A231.1
Flexural Strength	±4.5 MPa
Compressive Strength	N/A
De-icing salts freeze-thaw durability	225 g/m ² after 28 cycles 500 g/m ² after 49 cycles
Density	N/A
Absorption	N/A
Dimension Tolerance*	Length: -1.0 to +2.0 mm Width: -1.0 to +2.0 mm Height: ±3.0 mm

* Concave or convex warpage in one dimension: up to and including 450 mm: 2.0 mm / over 450 mm: 3.00 mm

Cover snow removal tools with Teflon or neoprene protectors to minimize the risk of damage from scratches. Laying patterns are for design purposes only. Permacon shall not be responsible for excess or shortage of material. Given the weight of this slab, it is highly recommended to use suction-based lifting equipment for handling and placement (avoid manual installation). This product can be installed on pedestals for a rooftop application. It can safely withstand a load of up to 300 kg.

Esbelto® and Esbelto® DuraFusion Slabs

	Metric (mm)	Imperial (in.)
	60 x 305 x 610	2 3/8 x 12 x 24
Weight/unit	26 kg	57 lb
Area/unit	0.186 m ²	2.00 ft ²
Area/layer	1.11 m ²	12.00 ft ²
Area/cube	11.10 m ² 10 Rows	120.00 ft ²
Qty/cube	60 units	60 units
Weight/cube	1546 kg	3409 lb

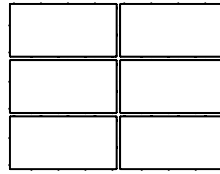
Code	Colour - DuraFusion
127003272	Amber  N
127003118	Newport  N
127003085	Scandina  N

	Colour - Prestige
12051114	Range Amber Beige
12051112	Range Scandina Grey

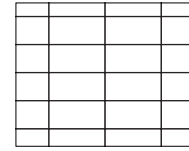
Production location	DuraFusion: Milton
	Prestige: Montreal

1 bag of Techniseal sand covers approx.: 235 ft²

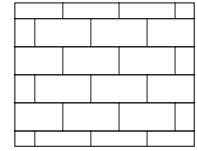
Typical Row



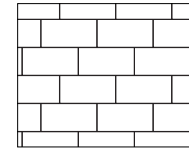
Laying Pattern



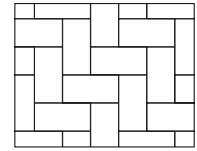
Checkerboard



Running Bond



Offset 1/3



Herringbone



Technical Information

Product	Esbelto Slab and Esbelto DuraFusion Slab
Standard	CSA A231.1
Flexural Strength	±4.5 MPa
Compressive Strength	N/A
De-icing salts freeze-thaw durability	225 g/m ² after 28 cycles 500 g/m ² after 49 cycles
Density	N/A
Absorption	N/A
Dimension Tolerance*	Length: -1.0 to +2.0 mm Width: -1.0 to +2.0 mm Height: ±3.0 mm

* Concave or convex warpage in one dimension: up to and including 450 mm: 2.0 mm / over 450 mm: 3.00 mm

Cover snow removal tools with Teflon or neoprene protectors to minimize the risk of damage from scratches. Laying patterns are for design purposes only. Permacon shall not be responsible for excess or shortage of material.

Mega Melville Slab


	Metric (mm)	Imperial (in.)
	60 x 570 x 950	2 3/8 x 22 7/16 x 37 3/8
Weight/unit	76 kg	167 lb
Area/unit	0.54 m ²	5.83 ft ²
Area/layer	1.08 m ²	11.66 ft ²
Area/cube	9.72 m ² 9 Rows	104.94 ft ²
Qty/cube	18 units	18 units
Weight/cube	1364 kg	3007 lb

Code	Colour - Prestige
127001794	Range Amber Beige
12052363	Range Margaux Beige
12052772	Range Chambord Grey
12052362	Range Scandina Grey
12052360	Rockland Black
Colour - Standard	
12053565	Range Shaded Grey
12052366	Range Newport Grey


Production location Montreal, Quebec and Metcalfe

1 bag of Techniseal sand covers approx.: 412 ft²

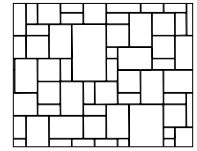
Typical Row



Laying Pattern



Linear



Modular
83% Melville 60
17% Mega Melville



Technical Information



Product	Mega Melville Slab
Standard	CSA A231.1
Flexural Strength	±4.5 MPa
Compressive Strength	N/A
De-icing salts freeze-thaw durability	225 g/m ² after 28 cycles 500 g/m ² after 49 cycles
Density	N/A
Absorption	N/A
Dimension Tolerance*	Length: -1.0 to +2.0 mm Width: -1.0 to +2.0 mm Height: ±3.0 mm

* Concave or convex warpage in one dimension: up to and including 450 mm: 2.0 mm / over 450 mm: 3.00 mm

Cover snow removal tools with Teflon or neoprene protectors to minimize the risk of damage from scratches. Laying patterns are for design purposes only. Permacon shall not be responsible for excess or shortage of material. Given the weight of this slab, it is highly recommended to use suction-based lifting equipment for handling and placement (avoid manual installation).

Melia DuraFusion Slab

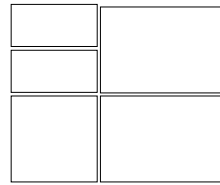
	Metric (mm)	Imperial (in.)
A	60 x 226 x 457	2 3/8 x 9 x 18
B	60 x 457 x 457	2 3/8 x 18 x 18
C	60 x 457 x 686	2 3/8 x 18 x 27
Weight/unit (avg.)	29 kg	64 lb
Area/unit (avg.)	0.21 m ²	2.25 ft ²
Area/layer	1.05 m ²	11.25 ft ²
Area/cube	10.45 m ² 10 Rows	112.5 ft ²
Qty/cube	A = 20 B = 10 C = 20	
Weight/cube	1460 kg	3219 lb

Code	Colour - DuraFusion	
127003278	Amber	 N
127001899	Marbella	

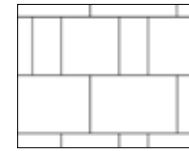
Production location Milton

1 bag of Techniseal sand covers approx.: 265 ft²

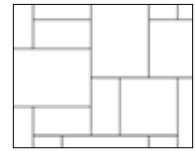
Typical Row



Laying Pattern



Linear



Modular



Technical Information



Product	Melia DuraFusion Slab
Standard	CSA A231.1
Flexural Strength	±4.5 MPa
Compressive Strength	N/A
De-icing salts freeze-thaw durability	225 g/m ² after 28 cycles 500 g/m ² after 49 cycles
Density	N/A
Absorption	N/A
Dimension Tolerance*	Length: -1.0 to +2.0 mm Width: -1.0 to +2.0 mm Height: ±3.0 mm

* Concave or convex warpage in one dimension: up to and including 450 mm: 2.0 mm / over 450 mm: 3.00 mm

Cover snow removal tools with Teflon or neoprene protectors to minimize the risk of damage from scratches. Laying patterns are for design purposes only. Permacon shall not be responsible for excess or shortage of material.

Melia 18 x 36 DuraFusion Slab

	Metric (mm)	Imperial (in.)
	60 x 457 x 914	2 3/8 x 18 x 36
Weight/unit	58 kg	129 lb
Area/unit	0.37 m ²	4.5 ft ²
Area/layer	0.84 m ²	9.0 ft ²
Area/cube	8.36 m ² 10 Rows	90.0 ft ²
Qty/cube	20 units	20 units
Weight/cube	1167 kg	2573 lb

Code	Colour - DuraFusion	
127003276	Amber	 N
127002109	Marbella	


Production location	Milton
---------------------	--------

1 bag of Techniseal sand covers approx.: 353 ft²

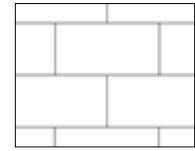
Typical Row



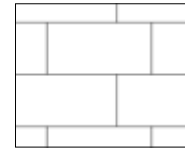
Laying Pattern



Checkerboard



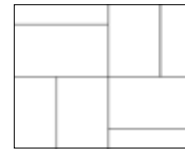
Running Bond



Offset 1/3



Herringbone



Parquet



Technical Information




Product	Melia 18 x 36 DuraFusion Slab
Standard	CSA A231.1
Flexural Strength	±4.5 MPa
Compressive Strength	N/A
De-icing salts freeze-thaw durability	225 g/m ² after 28 cycles 500 g/m ² after 49 cycles
Density	N/A
Absorption	N/A
Dimension Tolerance*	Length: -1.0 to +2.0 mm Width: -1.0 to +2.0 mm Height: ±3.0 mm

* Concave or convex warpage in one dimension: up to and including 450 mm: 2.0 mm / over 450 mm: 3.00 mm

Cover snow removal tools with Teflon or neoprene protectors to minimize the risk of damage from scratches. Laying patterns are for design purposes only. Permacon shall not be responsible for excess or shortage of material. Given the weight of this slab, it is highly recommended to use suction-based lifting equipment for handling and placement (avoid manual installation).

Melia 6 x 6 DuraFusion Paver


	Metric (mm)	Imperial (in.)
	60 x 152 x 152	2 3/8 x 6 x 6
Weight/unit	3 kg	7 lb
Area/unit	0.02 m ²	0.25 ft ²
Area/layer	1.11 m ²	12.0 ft ²
Area/cube	11.15 m ² 10 Rows	120.0 ft ²
Qty/cube	480 units	480 units
Weight/cube	1521 kg	3354 lb

Code	Colour - DuraFusion	
127003277	Amber	 N
127002105	Marbella	
127002106	Hickory	


Production location Milton

1 bag of Techniseal sand covers approx.: 89 ft²

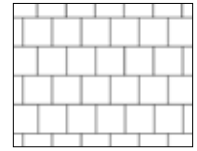
Typical Row



Laying Pattern



Checkerboard



Running Bond






Technical Information

Product	Melia 6 x 6 DuraFusion Paver
Standard	CSA A231.2
Flexural Strength	N/A
Compressive Strength	μ 50 MPa ≥ 45 MPa
De-icing salts freeze-thaw durability	225 g/m ² after 28 cycles 500 g/m ² after 49 cycles
Density	N/A
Absorption	N/A
Dimension Tolerance*	Length: -1.0 to +2.0 mm Width: -1.0 to +2.0 mm Height: ±3.0 mm

Joint sand compaction: Cover vibrating plate with a removable rubber tread (neoprene or polypropylene). Cover snow removal tools with Teflon or neoprene protectors to minimize the risk of damage from scratches. Laying patterns are for design purposes only. Permacon shall not be responsible for excess or shortage of material.

Melville® 18 x 36 DuraFusion Slab

	Metric (mm)	Imperial (in.)
	60 x 457 x 914	2 3/8 x 18 x 36
Weight/unit	58 kg	129 lb
Area/unit	0.37 m ²	4.5 ft ²
Area/layer	0.84 m ²	9.0 ft ²
Area/cube	8.36 m ² 10 Rows	90.0 ft ²
Qty/cube	20 units	20 units
Weight/cube	1167 kg	2573 lb

Code	Colour - DuraFusion	
127003271	Amber	
127003084	Scandina	
127002795	Newport	


Production location	Milton
---------------------	--------

1 bag of Techniseal sand covers approx.: 353 ft²

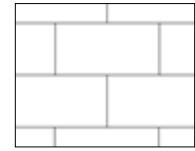
Typical Row



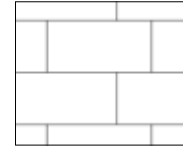
Laying Pattern



Checkerboard



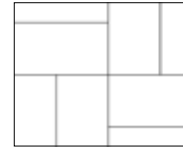
Running Bond



Offset 1/3



Herringbone



Parquet



Technical Information

Product	Melville 18 x 36 DuraFusion Slab
Standard	CSA A231.1
Flexural Strength	±4.5 MPa
Compressive Strength	N/A
De-icing salts freeze-thaw durability	225 g/m ² after 28 cycles 500 g/m ² after 49 cycles
Density	N/A
Absorption	N/A
Dimension Tolerance*	Length: -1.0 to +2.0 mm Width: -1.0 to +2.0 mm Height: ±3.0 mm

* Concave or convex warpage in one dimension: up to and including 450 mm: 2.0 mm / over 450 mm: 3.00 mm

Cover snow removal tools with Teflon or neoprene protectors to minimize the risk of damage from scratches. Laying patterns are for design purposes only. Permacon shall not be responsible for excess or shortage of material. Given the weight of this slab, it is highly recommended to use suction-based lifting equipment for handling and placement (avoid manual installation).

Melville® 24 x 24 Slab

	Metric (mm)	Imperial (in.)
	60 x 610 x 610	2 3/8 x 24 x 24
Weight/unit	52 kg	115 lb
Area/unit	0.37 m ²	4 ft ²
Area/layer	0.74 m ²	8 ft ²
Area/cube	8.92 m ² 12 Rows	96 ft ²
Qty/cube	24 units	24 units
Weight/cube	1250 kg	2756 lb

Code	Colour - Prestige
12051242	Range Amber Beige
127000956	Range Scandina Grey

	Colour - Standard
127000955	Range Newport Grey


Production location	Montreal, Quebec and Metcalfe
Maximum stack height of 2 pallets	

1 bag of Techniseal sand covers approx.: 353 ft ²	
--	--

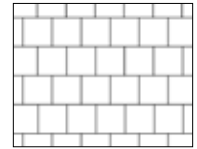
Typical Row



Laying Pattern



Checkerboard



Offset 1/2



Technical Information

Product	Melville 24 x 24 Slab
Standard	CSA A231.1
Flexural Strength	±4.5 MPa
Compressive Strength	N/A
De-icing salts freeze-thaw durability	225 g/m ² after 28 cycles 500 g/m ² after 49 cycles
Density	N/A
Absorption	N/A
Dimension Tolerance*	Length: -1.0 to +2.0 mm Width: -1.0 to +2.0 mm Height: ±3.0 mm

* Concave or convex warpage in one dimension: up to and including 450 mm: 2.0 mm / over 450 mm: 3.00 mm

Cover snow removal tools with Teflon or neoprene protectors to minimize the risk of damage from scratches. Laying patterns are for design purposes only. Permacon shall not be responsible for excess or shortage of material. Given the weight of this slab, it is highly recommended to use suction-based lifting equipment for handling and placement (avoid manual installation). This product can be installed on pedestals for a rooftop application. It can safely withstand a load of up to 300 kg.

Melville® 60 and Melville® 60 DuraFusion Slabs

	Metric (mm)	Imperial (in.)
A	60 x 190 x 380	2 3/8 x 7 1/2 x 15
B	60 x 380 x 380	2 3/8 x 15 x 15
C	60 x 380 x 570	2 3/8 x 15 x 22 7/16
Weight/unit (avg.)	19 kg	41 lb
Area/unit	0.14 unit/m ²	1.46 units/ft ²
Area/layer	1.08 m ²	11.66 ft ²
Area/cube	10.80 m ² 10 Rows	116.60 ft ²
Qty/cube	80 units	80 units
Weight/cube	1500 kg	3307 lb

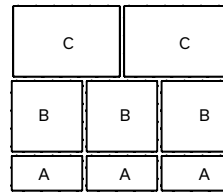
Code	Colour - DuraFusion
127003274	Amber  N
127003120	Newport  N
127003087	Scandina  N
Colour - Prestige	
12053046	Range Amber Beige
12052734	Range Margaux Beige
12052104	Range Chambord Grey
12052365	Range Scandina Grey
12052732	Rockland Black
Colour - Standard	
12053045	Range Shaded Grey
12052733	Range Newport Grey

Production location DuraFusion: Milton
Prestige and Standard: Montreal, Quebec and Metcalfe

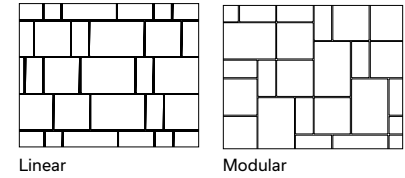
Can be double stacked

1 bag of Techniseal sand covers approx.: 213 ft²

Typical Row



Laying Pattern



Technical Information

Product	Melville 60 Slab and Melville 60 DuraFusion Slab
Standard	CSA A231.1
Flexural Strength	±4.5 MPa
Compressive Strength	N/A
De-icing salts freeze-thaw durability	225 g/m ² after 28 cycles 500 g/m ² after 49 cycles
Density	N/A
Absorption	N/A
Dimension Tolerance*	Length: -1.0 to +2.0 mm Width: -1.0 to +2.0 mm Height: ±3.0 mm

* Concave or convex warpage in one dimension: up to and including 450 mm: 2.0 mm / over 450 mm: 3.00 mm

Cover snow removal tools with Teflon or neoprene protectors to minimize the risk of damage from scratches. Laying patterns are for design purposes only. Permacon shall not be responsible for excess or shortage of material.

Melville® 60 Small Rectangle Paver

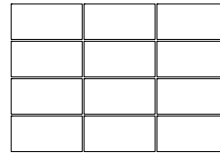
	Metric (mm)	Imperial (in.)
	60 x 190 x 380	2 3/8 x 7 1/2 x 15
Weight/unit	10 kg	22 lb
Area/unit	13.89 units/m ²	1.29 units/ft ²
Area/layer	0.87 m ²	9.33 ft ²
Area/cube	10.44 m ² 12 Rows	111.96 ft ²
Length/row	4.57 lin. m	15.00 lin. ft
Length/cube	54.86 lin. m	180.00 lin. ft
Qty/cube	144 units	144 units
Weight/cube	1431 kg	3154 lb

Code	Colour - Prestige
12053044	Range Amber Beige
12052446	Rockland Black
12052448	Range Scandina Grey
Colour - Standard	
12053043	Range Shaded Grey


Production location Montreal, Quebec and Metcalfe
 Can be double stacked
 Sold in full cubes

1 bag of Techniseal sand covers approx.: 147 ft²

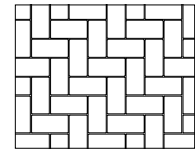
Typical Row



Laying Pattern



Linear



Herringbone



Technical Information

Product	Melville 60 Small Rectangle Paver
Standard	CSA A231.2
Flexural Strength	N/A
Compressive Strength	μ 50 MPa ≥ 45 MPa
De-icing salts freeze-thaw durability	225 g/m ² after 28 cycles 500 g/m ² after 49 cycles
Density	N/A
Absorption	N/A
Dimension Tolerance*	Length: -1.0 to +2.0 mm Width: -1.0 to +2.0 mm Height: ±3.0 mm

Sand compaction: Cover vibrating plate with a removable rubber tread (neoprene or polypropylene). Cover snow removal tools with Teflon or neoprene protectors to minimize the risk of damage from scratches. Laying patterns are for design purposes only. Permacon shall not be responsible for excess or shortage of material. The Melville 60 Slab is compatible with the Melville 60 small rectangle paver for non-vehicular application only.

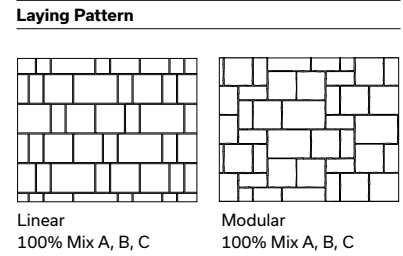
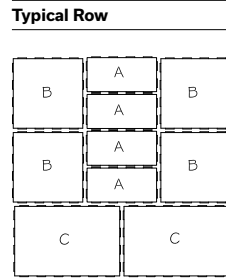
Mondrian® Plus 60 Slab

	Metric (mm)	Imperial (in.)
A	60 x 165 x 330	2 3/8 x 6 1/2 x 13
B	60 x 330 x 330	2 3/8 x 13 x 13
C	60 x 330 x 495	2 3/8 x 13 x 19 1/2
Weight/unit (avg.)	13 kg	28 lb
Area/unit	0.11 m ²	1.17 ft ²
Area/layer	0.98 m ²	10.55 ft ²
Area/cube	11.76 m ² 12 Rows	126.60 ft ²
Qty/cube	A = 48 B = 48 C = 24	
Weight/cube	1551 kg	3419 lb

Code	Colour - Prestige
12052893	Range Margaux Beige
12052894	Range Amboise Beige
12052566	Range Scandina Grey
Colour - Standard	
12052891	Range Norvick Grey
12052892	Range Newport Grey

Production location Montreal, Quebec and Metcalfe
 Can be double stacked

1 bag of Techniseal sand covers approx.: 65 ft²



Technical Information

Product	Mondrian Plus 60 Slab
Standard	CSA A231.1
Flexural Strength	±4.5 MPa
Compressive Strength	N/A
De-icing salts freeze-thaw durability	225 g/m ² after 28 cycles 500 g/m ² after 49 cycles
Density	N/A
Absorption	N/A
Dimension Tolerance*	Length: -1.0 to +2.0 mm Width: -1.0 to +2.0 mm Height: ±3.0 mm

* Concave or convex warpage in one dimension: up to and including 450 mm: 2.0 mm / over 450 mm: 3.00 mm

Cover snow removal tools with Teflon or neoprene protectors to minimize the risk of damage from scratches. Laying patterns are for design purposes only. Permacon shall not be responsible for excess or shortage of material. The Mondrian Plus 60 Slab is compatible with the Mondrian Plus 60 Small Rectangle paver for non-vehicular application only.

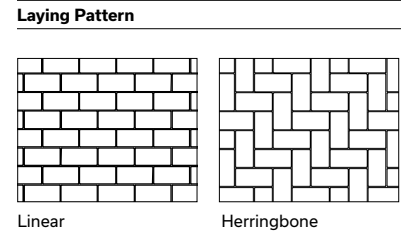
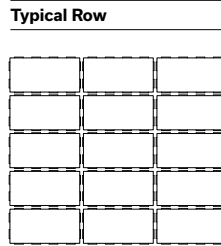
Mondrian® Plus 60 Small Rectangle Paver

	Metric (mm)	Imperial (in.)
	60 x 165 x 330	2 3/8 x 6 1/2 x 13
Weight/unit	7 kg	16 lb
Area/unit	18.52 units/m ²	1.71 units/ft ²
Area/layer	0.82 m ²	8.79 ft ²
Area/cube	9.84 m ² 12 Rows	105.48 ft ²
Length/row	4.95 lin. m	16.25 lin. ft
Length/cube	59.43 lin. m	195.00 lin. ft
Qty/cube	180 units	180 units
Weight/cube	1283 kg	2830 lb

Code	Colour - Prestige
12052557	Rockland Black

Production location	Metcalfe
Sold in full cubes	

1 bag of Techniseal sand covers approx.: 46 ft²



Technical Information	
Product	Mondrian Plus 60 Small Rectangle Paver
Standard	CSA A231.2
Flexural Strength	N/A
Compressive Strength	μ 50 MPa ≥ 45 MPa
De-icing salts freeze-thaw durability	225 g/m ² after 28 cycles 500 g/m ² after 49 cycles
Density	N/A
Absorption	N/A
Dimension Tolerance*	Length: -1.0 to +2.0 mm Width: -1.0 to +2.0 mm Height: ±3.0 mm

Joint sand compaction: Cover vibrating plate with a removable rubber tread (neoprene or polypropylene). Cover snow removal tools with Teflon or neoprene protectors to minimize the risk of damage from scratches. Laying patterns are for design purposes only. Permacon shall not be responsible for excess or shortage of material. The Mondrian Plus 60 Slab is compatible with the Mondrian Plus 60 Small Rectangle paver for non-vehicular application only.

Rosebel® Slab

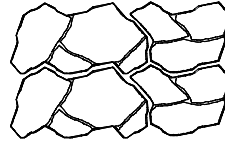
	Metric (mm)	Imperial (in.)
A	60 x 389 x 560	2 3/8 x 15 5/16 x 22
B	60 x 389 x 756	2 3/8 x 15 5/16 x 29 3/4
Weight/unit (avg.)	25 kg	54 lb
Area/unit (avg.)	0.18 m ²	1.98 ft ²
Area/layer	0.73 m ²	7.90 ft ²
Area/cube	8.76 m ²	12 Rows 94.80 ft ²
Qty/cube	48 units	48 units
Weight/cube	1180 kg	2601 lb

Code	Colour - Prestige
10200631	Range Margaux Beige
10200632	Range Amboise Beige
Colour - Standard	
10200633	Range Newport Grey
10200678	Range Norvick Grey

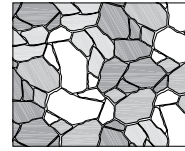
Production location	Quebec and Metcalfe
Can be double stacked	

1 bag of Techniseal sand covers approx.: 87 ft²

Typical Row



Laying Pattern



Technical Information

Product	Rosebel Slab
Standard	CSA A231.1
Flexural Strength	±4.5 MPa
Compressive Strength	N/A
De-icing salts freeze-thaw durability	225 g/m ² after 28 cycles 500 g/m ² after 49 cycles
Density	N/A
Absorption	N/A
Dimension Tolerance*	Length: -1.0 to +2.0 mm Width: -1.0 to +2.0 mm Height: ±3.0 mm

* Concave or convex warpage in one dimension: up to and including 450 mm: 2.0 mm / over 450 mm: 3.00 mm

Turfstone Paver

	Metric (mm)	Imperial (in.)
	100 x 598 x 398	4 x 23 9/16 x 15 5/8
Weight/unit	33 kg	73 lb
Area/unit	0.24 m ²	2.59 ft ²
Area/cube	8.44 m ² 7 Rows	90.80 ft ²
Qty/cube	35 units	35 units
Weight/cube	1172 kg	2579 lb

Code	Colour
10300723	Grey

Production location	Quebec
---------------------	--------



Technical Information

Product	Turfstone Paver
Standard	-
Void Opening	40%
Flexural Strength	N/A
Compressive Strength	≥ 35 MPa
De-icing salts freeze-thaw durability	225 g/m ² after 28 cycles 500 g/m ² after 49 cycles
Density	N/A
Absorption	N/A
Dimension Tolerance*	Length: -1.0 to +2.0 mm Width: -1.0 to +2.0 mm Height: ±3.0 mm

Runoff coefficient: 2 544 in. per hour

Cover snow removal tools with Teflon or neoprene protectors to minimize the risk of damage from scratches. Additional details: See our landscaping installation guide on our website (Permeable pavement section).

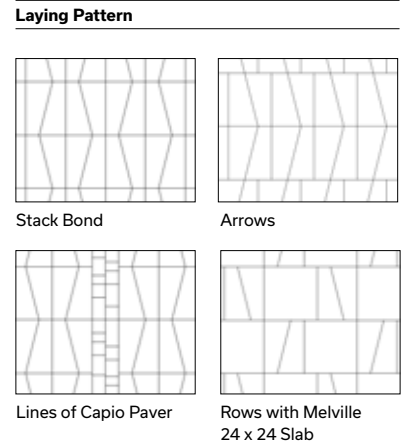
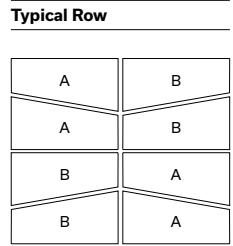
Vertex Slab

	Metric (mm)	Imperial (in.)
	60 x 200 and 302 x 610	2 3/8 x 7 7/8 and 11 7/8 x 24
Weight/unit	39 kg	85 lb
Area/unit	0.153 m ²	1.65 ft ²
Area/layer	1.22 m ²	13.17 ft ²
Area/cube	12.2 m ² 10 Rows	131.7 ft ²
Qty/cube	80 units	80 units
Weight/cube	1725 kg	3803 lb

Code	Colour - Prestige
127001178	Range Amber Beige
127001179	Range Scandina Grey

Production location	Quebec
Sold in full cubes	

1 bag of Techniseal sand covers approx.: 207 ft²



Technical Information

Product	Vertex Slab
Standard	CSA A231.1
Flexural Strength	±4.5 MPa
Compressive Strength	N/A
De-icing salts freeze-thaw durability	225 g/m ² after 28 cycles 500 g/m ² after 49 cycles
Density	N/A
Absorption	N/A
Dimension Tolerance*	Length: -1.0 to +2.0 mm Width: -1.0 to +2.0 mm Height: ±3.0 mm

* Concave or convex warpage in one dimension: up to and including 450 mm: 2.0 mm / over 450 mm: 3.00 mm

Joint sand compaction: Cover vibrating plate with a removable rubber tread (neoprene or polypropylene). Cover snow removal tools with Teflon or neoprene protectors to minimize the risk of damage from scratches. Laying patterns are for design purposes only. Permacon shall not be responsible for excess or shortage of material.

Wilfrid Slab

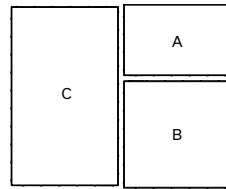
	Metric (mm)	Imperial (in.)
A	60 x 570 x 380	2 3/8 x 22 7/16 x 15
B	60 x 570 x 570	2 3/8 x 22 7/16 x 22 7/16
C	60 x 570 x 950	2 3/8 x 22 7/16 x 37 3/8
Weight/unit (avg.)	53 kg	117 lb
Area/layer (avg.)	1.05 m ²	11.66 ft ²
Area/cube	9.72 m ² 9 Rows	104.94 ft ²
Weight/cube	1422 kg	3150 lb

Code	Colour - Prestige
12051189	Range Amber Beige
12051213	Range Scandina Grey
Colour - Standard	
127000957	Range Newport Grey

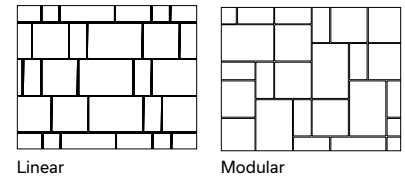
Production location	Montreal
Sold in full cubes	

1 bag of Techniseal sand covers approx.: 347 ft²

Typical Row



Laying Pattern



Technical Information

Product	Wilfrid Slab
Standard	CSA A231.1
Flexural Strength	±4.5 MPa
Compressive Strength	N/A
De-icing salts freeze-thaw durability	225 g/m ² after 28 cycles 500 g/m ² after 49 cycles
Density	N/A
Absorption	N/A
Dimension Tolerance*	Length: -1.0 to +2.0 mm Width: -1.0 to +2.0 mm Height: ±3.0 mm

* Concave or convex warpage in one dimension: up to and including 450 mm: 2.0 mm / over 450 mm: 3.00 mm

Cover snow removal tools with Teflon or neoprene protectors to minimize the risk of damage from scratches. Laying patterns are for design purposes only. Permacon shall not be responsible for excess or shortage of material.







Pavers

- 32 Brooklyn
- 33 Capio
- 34 Cassara Large Rectangle
- 35 Cassara Verde
- 36 Esbelto DuraFusion
- 37 Mega Melville
- 18 Melia 6 x 6 DuraFusion
- 38 Melville 80
- 38 Melville 80 DuraFusion
- 39 Melville 80 Small Rectangle
- 40 Melville Classic
- 41 Melville Plank
- 42 Mondrian Plus 80
- 43 Mondrian Plus 80 Small Rectangle
- 44 Paleo Plus
- 45 Trafalgar 60
- 46 Vendome 60
- 46 Vendome 80
- 47 Virage
- 48 Zen

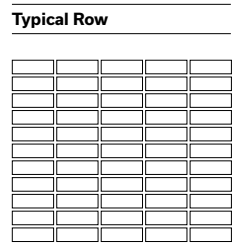
Brooklyn Paver

	Metric (mm)	Imperial (in.)
	60 x 230 x 76	2 3/8 x 9 x 3
Weight/unit	2.3 kg	5.1 lb
Unit/area	0.02 m ²	0.188 ft ²
Area/layer	0.96 m ²	10.3 ft ²
Area/cube	9.58 m ² 10 Rows	103.13 ft ²
Qty/cube	550 units	550 units
Weight/cube	1272 kg	2805 lb

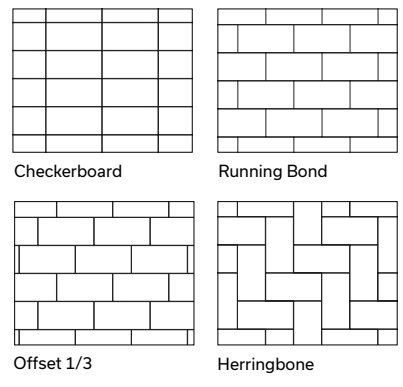
Code	Colour - TrueColor
127002180	Midnight 
127002181	Rosewood 

Production location Montreal

1 bag of Techniseal sand covers approx.: 67 ft²



Laying Pattern



Technical Information

Product	Brooklyn Paver
Standard	CSA A231.2
Flexural Strength	N/A
Compressive Strength	μ 50 MPa ≥ 45 MPa
De-icing salts freeze-thaw durability	225 g/m ² after 28 cycles 500 g/m ² after 49 cycles
Density	N/A
Absorption	N/A
Dimension Tolerance*	Length: -1.0 to +2.0 mm Width: -1.0 to +2.0 mm Height: ±3.0 mm

Joint sand compaction: Cover vibrating plate with a removable rubber tread (neoprene or polypropylene). Cover snow removal tools with Teflon or neoprene protectors to minimize the risk of damage from scratches. Laying patterns are for design purposes only. Permacon shall not be responsible for excess or shortage of material.

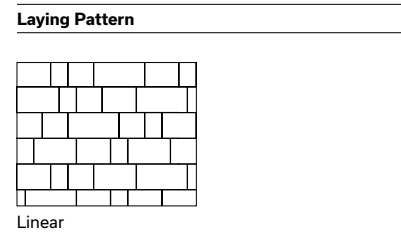
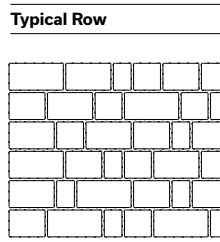
Capio Paver

	Metric (mm)	Imperial (in.)
A	60 x 152 x 102	2 3/8 x 6 x 4
B	60 x 152 x 152	2 3/8 x 6 x 6
C	60 x 152 x 203	2 3/8 x 6 x 8
D	60 x 152 x 254	2 3/8 x 6 x 10
E	60 x 152 x 305	2 3/8 x 6 x 12
Weight/unit (avg.)	4 kg	9 lb
Unit/area (avg.)	0.03 unit/m ²	0.33 unit/ft ²
Area/layer (avg.)	1.07 m ²	11.5 ft ²
Area/cube	10.7 m ²	115 ft ²
Qty/cube	A = 80 B = 80 C = 80 D = 60 E = 60	
Weight/cube	1467 kg	3234 lb

Code	Colour - Prestige
127001183	Range Amber Beige
127001181	Range Scandina Grey
127001182	Rockland Black
Colour - Standard	
127001983	Range Newport Grey

Production location Montreal

1 bag of Techniseal sand covers approx.: 160 ft²



Technical Information

Product	Capio Paver
Standard	CSA A231.2
Flexural Strength	N/A
Compressive Strength	μ 50 MPa ≥ 45 MPa
De-icing salts freeze-thaw durability	225 g/m ² after 28 cycles 500 g/m ² after 49 cycles
Density	N/A
Absorption	N/A
Dimension Tolerance*	Length: -1.0 to +2.0 mm Width: -1.0 to +2.0 mm Height: ±3.0 mm

Joint sand compaction: Cover vibrating plate with a removable rubber tread (neoprene or polypropylene). Cover snow removal tools with Teflon or neoprene protectors to minimize the risk of damage from scratches. Laying patterns are for design purposes only. Permacon shall not be responsible for excess or shortage of material.

Cassara® Large Rectangle Paver


	Metric (mm)	Imperial (in.)
	100 x 300 x 700	4 x 11 13/16 x 27 9/16
Weight/unit	48 kg	106 lb
Unit/area	4.76 units/m ²	0.44 unit/ft ²
Area/layer	0.63 m ²	6.78 ft ²
Area/cube	5.04 m ² 8 Rows	54.24 ft ²
Length/layer	2.10 lin. m	6.89 lin. ft
Length/cube	16.80 lin. m	55.13 lin. ft
Qty/cube	24 units	24 units
Weight/cube	1160 kg	2557 lb

Code	Colour - Prestige
10200758	Range Scandina Grey
10200565	Range Amber Beige
Colour - Standard	
10200564	Range Shaded Grey

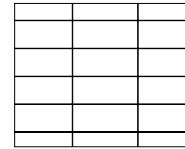
Production location Montreal

1 bag of Techniseal sand covers approx.: 97 ft²


Typical Row



Laying Pattern



Linear



Technical Information

Product	Cassara Large Rectangle Paver
Standard	CSA A231.2
Flexural Strength	N/A
Compressive Strength	μ 50 MPa ≥ 45 MPa
De-icing salts freeze-thaw durability	225 g/m ² after 28 cycles 500 g/m ² after 49 cycles
Density	N/A
Absorption	N/A
Dimension Tolerance*	Length: -1.0 to +2.0 mm Width: -1.0 to +2.0 mm Height: ±3.0 mm

Joint sand compaction: Cover vibrating plate with a removable rubber tread (neoprene or polypropylene). Cover snow removal tools with Teflon or neoprene protectors to minimize the risk of damage from scratches. Laying patterns are for design purposes only. Permacon shall not be responsible for excess or shortage of material. Given the weight of this paver, it is highly recommended to use suction-based lifting equipment for handling and placement (avoid manual installation).

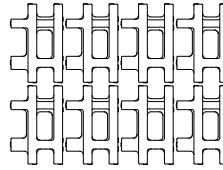
Cassara® Verde Paver

	Metric (mm)	Imperial (in.)
	80 x 300 x 450	3 1/8 x 11 13/16 x 17 3/4
Weight/unit	13 kg	28 lb
Unit/area	7.36 units/m ²	0.68 unit/ft ²
Area/layer	1.09 m ²	11.72 ft ²
Area/cube	10.9 m ² 10 Rows	117.2 ft ²
Length/row	3.6 lin. m	11.81 lin. ft
Length/cube	36 lin. m	118.10 lin. ft
Qty/cube	80 units	80 units
Weight/cube	1003 kg	2213 lb

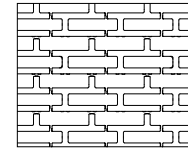
Code	Colour
10303142	Range Shaded Grey

Production location	Montreal
---------------------	----------

Typical Row



Laying Pattern



Checkerboard






Technical Information

Product	Cassara Verde Paver
Standard	CSA A231.2
Flexural Strength	N/A
Compressive Strength	μ 50 MPa ≥ 45 MPa
De-icing salts freeze-thaw durability	225 g/m ² after 28 cycles 500 g/m ² after 49 cycles
Density	N/A
Absorption	N/A
Dimension Tolerance*	Length: -1.0 to +2.0 mm Width: -1.0 to +2.0 mm Height: ±3.0 mm

Cover snow removal tools with Teflon or neoprene protectors to minimize the risk of damage from scratches. Additional details: See our landscaping installation guide on our website.

Esbelto® DuraFusion Paver

	Metric (mm)	Imperial (in.)
	80 x 305 x 610	3 1/8 x 12 x 24
Weight/unit	37 kg	81 lb
Unit/area	5.382 units/m ²	0.50 unit/ft ²
Area/layer	1.11 m ²	12.00 ft ²
Area/cube	8.88 m ² 8 Rows	96.00 ft ²
Length/layer	3.66 lin. m	12.00 lin. ft
Length/cube	29.26 lin. m	96.00 lin. ft
Qty/cube	48 units	48 units
Weight/cube	1764 kg	3888 lb

Code	Colour - Durafusion
127003273	Amber  N
127003119	Newport  N
127003086	Scandina  N

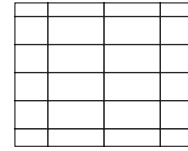
Production location Milton

1 bag of Techniseal sand covers approx.: 176 ft²

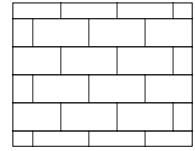
Typical Row



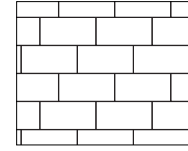
Laying Pattern



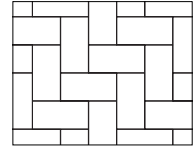
Checkerboard



Running Bond



Offset 1/3



Herringbone



Technical Information

Product	Esbelto DuraFusion Paver
Standard	CSA A231.2
Flexural Strength	N/A
Compressive Strength	μ 50 MPa ≥ 45 MPa
De-icing salts freeze-thaw durability	225 g/m ² after 28 cycles 500 g/m ² after 49 cycles
Density	N/A
Absorption	N/A
Dimension Tolerance*	Length: -1.0 to +2.0 mm Width: -1.0 to +2.0 mm Height: ±3.0 mm

Cover snow removal tools with Teflon or neoprene protectors to minimize the risk of damage from scratches. Laying patterns are for design purposes only. Permacon shall not be responsible for excess or shortage of material. Given the weight of this paver, it is highly recommended to use suction-based lifting equipment for handling and placement (avoid manual installation).

Mega Melville® Paver


	Metric (mm)	Imperial (in.)
	80 x 570 x 950	3 1/8 x 22 7/16 x 37 3/8
Weight/unit	101 kg	222 lb
Unit/area	1.85 units/m ²	0.17 unit/ft ²
Area/layer	1.08 m ²	11.66 ft ²
Area/cube	7.56 m ² 7 Rows	81.62 ft ²
Length/layer	1.90 lin. m	6.23 lin. ft
Length/cube	13.29 lin. m	43.60 lin. ft
Qty/cube	14 units	14 units
Weight/cube	1410 kg	3109 lb

Code	Colour - Prestige
10550530	Range Amber Beige
10551112	Range Margaux Beige
10550464	Range Chambord Grey
10559045	Range Scandina Grey
10550531	Rockland Black
Colour - Standard	
10550529	Range Shaded Grey
10550534	Range Newport Grey

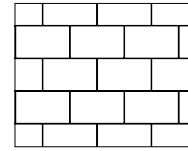
Production location Montreal and Quebec

1 bag of Techniseal sand covers approx.: 309 ft²

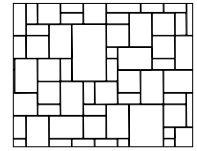
Typical Row



Laying Pattern



Linear



Modular
83% Melville 80
17% Mega Melville




Technical Information

Product	Mega Melville Paver
Standard	CSA A231.2
Flexural Strength	N/A
Compressive Strength	μ 50 MPa ≥ 45 MPa
De-icing salts freeze-thaw durability	225 g/m ² after 28 cycles 500 g/m ² after 49 cycles
Density	N/A
Absorption	N/A
Dimension Tolerance*	Length: -1.0 to +2.0 mm Width: -1.0 to +2.0 mm Height: ±3.0 mm

Cover snow removal tools with Teflon or neoprene protectors to minimize the risk of damage from scratches. Laying patterns are for design purposes only. Permacon shall not be responsible for excess or shortage of material. Given the weight of this paver, it is highly recommended to use suction-based lifting equipment for handling and placement (avoid manual installation).

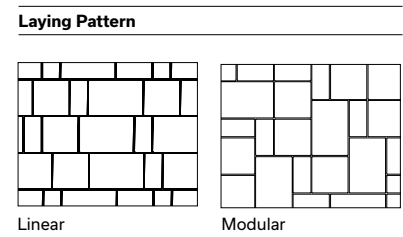
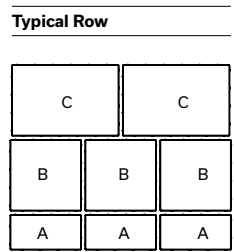
Melville® 80 and Melville® 80 DuraFusion Pavers

	Metric (mm)	Imperial (in.)
A	80 x 190 x 380	3 1/8 x 7 1/2 x 15
B	80 x 380 x 380	3 1/8 x 15 x 15
C	80 x 380 x 570	3 1/8 x 15 x 22 7/16
Weight/unit (avg.)	25 kg	56 lb
Unit/area (avg.)	7.39 units/m ²	0.69 unit/ft ²
Area/layer	1.08 m ²	11.66 ft ²
Area/cube	8.64 m ² 8 Rows	93.28 ft ²
Length/row	3.04 lin. m	9.97 lin. ft
Length/cube	24.32 lin. m	79.79 lin. ft
Weight/cube	1625 kg	3583 lb

Code	Colour - DuraFusion
127003275	Amber  N
127003121	Newport  N
127003088	Scandina  N
Colour - Prestige	
10550869	Range Amber Beige
10550447	Range Margaux Beige
10554764	Range Chambord Grey
10550446	Range Scandina Grey
10550557	Rockland Black
Colour - Standard	
10550868	Range Shaded Grey
10550558	Range Newport Grey

Production location	DuraFusion: Milton
	Prestige and Standard: Montreal, Quebec and Metcalfe

1 bag of Techniseal sand covers approx.: 160 ft²



Technical Information	
Product	Melville 80 Paver and Melville 80 DuraFusion Paver
Standard	CSA A231.2
Flexural Strength	N/A
Compressive Strength	μ 50 MPa ≥ 45 MPa
De-icing salts freeze-thaw durability	225 g/m ² after 28 cycles 500 g/m ² after 49 cycles
Density	N/A
Absorption	N/A
Dimension Tolerance*	Length: -1.0 to +2.0 mm Width: -1.0 to +2.0 mm Height: ±3.0 mm

Joint sand compaction: Cover vibrating plate with a removable rubber tread (neoprene or polypropylene). Cover snow removal tools with Teflon or neoprene protectors to minimize the risk of damage from scratches. Laying patterns are for design purposes only. Permacon shall not be responsible for excess or shortage of material.

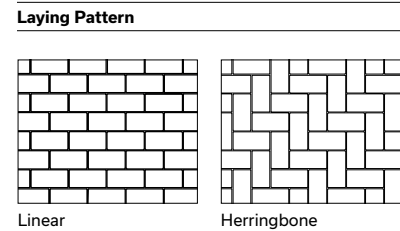
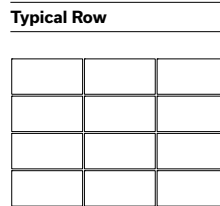
Melville® 80 Small Rectangle Paver

	Metric (mm)	Imperial (in.)
	80 x 190 x 380	3 1/8 x 7 1/2 x 15
Weight/unit	18 kg	39 lb
Unit/area	13.89 units/m ²	1.29 units/ft ²
Area/layer	0.87 m ²	9.33 ft ²
Area/cube	7.83 m ² 9 Rows	83.97 ft ²
Length/layer	4.57 lin. m	15.00 lin. ft
Length/cube	41.15 lin. m	135.00 lin. ft
Qty/cube	108 units	108 units
Weight/cube	1478 kg	3260 lb

Code	Colour - Prestige
10550871	Range Amber Beige
10551033	Rockland Black
10551031	Range Scandina Grey
Colour - Standard	
10550870	Range Shaded Grey

Production location Montreal and Quebec
 Can be double stacked

1 bag of Techniseal sand covers approx.: 110 ft²



Technical Information	
Product	Melville 80 Small Rectangle Paver
Standard	CSA A231.2
Flexural Strength	N/A
Compressive Strength	μ 50 MPa ≥ 45 MPa
De-icing salts freeze-thaw durability	225 g/m ² after 28 cycles 500 g/m ² after 49 cycles
Density	N/A
Absorption	N/A
Dimension Tolerance*	Length: -1.0 to +2.0 mm Width: -1.0 to +2.0 mm Height: ±3.0 mm

Joint sand compaction: Cover vibrating plate with a removable rubber tread (neoprene or polypropylene). Cover snow removal tools with Teflon or neoprene protectors to minimize the risk of damage from scratches. Laying patterns are for design purposes only. Permacon shall not be responsible for excess or shortage of material.

Melville® Classic Paver


	Metric (mm)	Imperial (in.)
	60 x 100 x 200	2 3/8 x 3 15/16 x 7 7/8
Weight/unit	2.8 kg	6 lb
Unit/area	50.00 unit/m ²	4.57 unit/ft ²
Area/layer	1.10 m ²	11.82 ft ²
Area/cube	11.00 m ² 10 Rows	118.20 ft ²
Length/row	5.50 lin. m	18.05 lin. ft
Length/cube	55.00 lin. m	180.50 lin. ft
Qty/cube	540 units	540 units
Weight/cube	1549 kg	3420 lb

Colour	
10509003	Grey


Production location	Montreal
---------------------	----------

1 bag of Techniseal sand covers approx.: 103 ft²


Typical Row




Laying Pattern




Linear



Herringbone



Herringbone 45°



Parquet



Technical Information

Product	Melville Classic Paver
Standard	CSA A231.2
Flexural Strength	N/A
Compressive Strength	μ 50 MPa ≥ 45 MPa
De-icing salts freeze-thaw durability	225 g/m ² after 28 cycles 500 g/m ² after 49 cycles
Density	N/A
Absorption	N/A
Dimension Tolerance*	Length: -1.0 to +2.0 mm Width: -1.0 to +2.0 mm Height: ±3.0 mm

Setting of joint-filling sand: Cover the vibrating plate with a removable rubber tread (neoprene or polypropylene). Cover the snow removal tools with Teflon or neoprene protectors to minimize the risk of damage from scratches or concrete shards. Laying patterns: These laying patterns are by way of example only and represent only a few of many possibilities. Permacon shall not be responsible for the excess or shortage of pavers resulting from installation according to these laying patterns.

Melville® Plank Paver

Slim	Metric (mm)	Imperial (in.)
A	80 x 127 x 300	3 1/8 x 5 x 11 13/16
B	80 x 127 x 400	3 1/8 x 5 x 15 3/4
C	80 x 127 x 500	3 1/8 x 5 x 19 11/16
Weight/unit (avg.)	9 kg	21 lb
Unit/area (avg.)	19.61 units/m ²	1.83 units/ft ²
Area/layer	1.07 m ²	11.48 ft ²
Area/cube	8.56 m ² 8 Rows	91.84 ft ²
Qty/cube	A = 56 B = 56 C = 56	
Length/row	8.40 lin. m	27.56 lin. ft
Length/cube	67.20 lin. m	220.48 lin. ft
Weight/cube	1610 kg	3542 lb

Code	Colour - Prestige
10550398	Rockland Black
10550392	Range Scandina Grey

Production location Montreal

1 bag of Techniseal sand covers approx.: 83 ft²

Large	Metric (mm)	Imperial (in.)
A	80 x 190 x 300	3 1/8 x 7 1/2 x 11 13/16
B	80 x 190 x 400	3 1/8 x 7 1/2 x 15 3/4
C	80 x 190 x 500	3 1/8 x 7 1/2 x 19 11/16
Weight/unit (avg.)	14 kg	31 lb
Unit/area (avg.)	13.16 units/m ²	1.22 units/ft ²
Area/layer	0.91 m ²	9.82 ft ²
Area/cube	7.28 m ² 8 Rows	78.56 ft ²
Qty/cube	A = 32 B = 32 C = 32	
Length/row	4.80 lin. m	15.75 lin. ft
Length/cube	34.40 lin. m	126.00 lin. ft
Weight/cube	1399 kg	3078 lb

Code	Colour - Prestige
10550395	Rockland Black
10550397	Range Scandina Grey

Production location Montreal

1 bag of Techniseal sand covers approx.: 96 ft²




Typical Row

B	A	C
B	A	C
B	A	C
B	A	C
B	A	C
B	A	C
B	A	C
B	A	C


Typical Row

B	A	C
B	A	C
B	A	C
B	A	C


Laying Pattern



Melville Plank Slim Linear



Melville Plank Large Linear



Melville Plank 50% Slim and 50% Large



Technical Information

Product	Melville Plank Paver
Standard	CSA A231.2
Flexural Strength	N/A
Compressive Strength	μ 50 MPa ≥ 45 MPa
De-icing salts freeze-thaw durability	225 g/m ² after 28 cycles 500 g/m ² after 49 cycles
Density	N/A
Absorption	N/A
Dimension Tolerance*	Length: -1.0 to +2.0 mm Width: -1.0 to +2.0 mm Height: ±3.0 mm

Joint sand compaction: Cover vibrating plate with a removable rubber tread (neoprene or polypropylene). Cover snow removal tools with Teflon or neoprene protectors to minimize the risk of damage from scratches. Laying patterns are for design purposes only. Permacon shall not be responsible for excess or shortage of material.

Mondrian® Plus 80 Paver

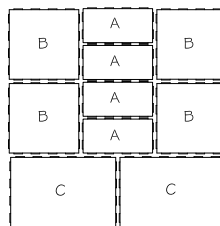
	Metric (mm)	Imperial (in.)
A	80 x 165 x 330	3 1/8 x 6 1/2 x 13
B	80 x 330 x 330	3 1/8 x 13 x 13
C	80 x 330 x 495	3 1/8 x 13 x 19 1/2
Weight/unit (avg.)	17 kg	38 lb
Unit/area (avg.)	9.17 units/m ²	0.85 unit/ft ²
Area/layer	0.98 m ²	10.55 ft ²
Area/cube	8.82 m ² 9 Rows	94.95 ft ²
Qty/cube	A = 36 B = 36 C = 18	
Length/row	2.97 lin. m	9.75 lin. ft
Length/cube	26.73 lin. m	87.75 lin. ft
Weight/cube	1563 kg	3445 lb

Code	Colour - Prestige
10551159	Range Margaux Beige
10550461	Range Scandina Grey
Colour - Standard	
10551156	Range Norvick Grey
10551160	Range Newport Grey

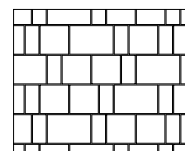
Production location Montreal, Quebec and Metcalfe
 Can be double stacked

1 bag of Techniseal sand covers approx.: 49 ft²


Typical Row




Laying Pattern



Linear
100% Mix A, B, C



Modular
100% Mix A, B, C



Modular
100% Mix A, B, C



Technical Information

Product	Mondrian Plus 80 Paver
Standard	CSA A231.2
Flexural Strength	N/A
Compressive Strength	μ 50 MPa ≥ 45 MPa
De-icing salts freeze-thaw durability	225 g/m ² after 28 cycles 500 g/m ² after 49 cycles
Density	N/A
Absorption	N/A
Dimension Tolerance*	Length: -1.0 to +2.0 mm Width: -1.0 to +2.0 mm Height: ±3.0 mm
Runoff coefficient:	126 in. per hour

Joint sand compaction: Cover vibrating plate with a removable rubber tread (neoprene or polypropylene). Cover snow removal tools with Teflon or neoprene protectors to minimize the risk of damage from scratches. Laying patterns are for design purposes only. Permacon shall not be responsible for excess or shortage of material. Additional details: See our landscaping installation guide on our website (Permeable pavement section).

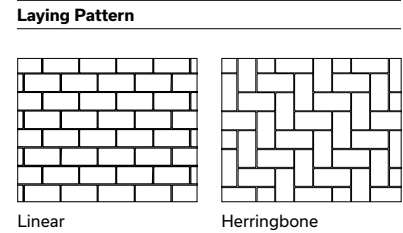
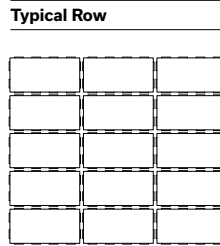
Mondrian® Plus 80 Small Rectangle Paver

	Metric (mm)	Imperial (in.)
	80 x 165 x 330	3 1/8 x 6 1/2 x 13
Weight/unit	10 kg	21 lb
Unit/area	18.52 units/m ²	1.71 units/ft ²
Area/layer	0.82 m ²	8.79 ft ²
Area/cube	7.38 m ² 9 Rows	79.11 ft ²
Length/row	4.95 lin. m	16.25 lin. ft
Length/cube	59.43 lin. m	195.00 lin. ft
Qty/cube	135 units	135 units
Weight/cube	1302 kg	2871 lb

Code	Colour - Prestige
10550516	Rockland Black

Production location	Metcalfe
Can be double stacked	

1 bag of Techniseal sand covers approx.: 34 ft²



Technical Information	
Product	Mondrian Plus 80 Small Rectangle Paver
Standard	CSA A231.2
Flexural Strength	N/A
Compressive Strength	μ 50 MPa ≥ 45 MPa
De-icing salts freeze-thaw durability	225 g/m ² after 28 cycles 500 g/m ² after 49 cycles
Density	N/A
Absorption	N/A
Dimension Tolerance*	Length: -1.0 to +2.0 mm Width: -1.0 to +2.0 mm Height: ±3.0 mm

Joint sand compaction: Cover vibrating plate with a removable rubber tread (neoprene or polypropylene). Cover snow removal tools with Teflon or neoprene protectors to minimize the risk of damage from scratches. Laying patterns are for design purposes only. Permacon shall not be responsible for excess or shortage of material. Additional details: See our landscaping installation guide on our website (Permeable pavement section).

Paleo® Plus Paver

	Metric (mm)	Imperial (in.)
A	60 x 150 x 130	2 3/8 x 5 7/8 x 5 1/8
B	60 x 150 x 150	2 3/8 x 5 7/8 x 5 7/8
C	60 x 150 x 170	2 3/8 x 5 7/8 x 6 11/16
D	60 x 150 x 188	2 3/8 x 5 7/8 x 7 3/8
Unit/area (avg.)	40.40 units/m ²	3.75 units/ft ²
Area/layer	0.99 m ²	10.66 ft ²
Area/cube	11.89 m ² 12 Rows	127.89 ft ²
Qty/cube	480 units (A = 96 B = 96 C = 96 D = 192)	
Length/row	6.60 lin. m	21.65 lin. ft
Length/cube	79.20 lin. m	259.85 lin. ft
Weight/cube	1671 kg	3677 lb

Code	Colour
10079015	Range Bourbon Beige
10079016	Range Norvick Grey


Production location	Quebec
Can be double stacked	

1 bag of Techniseal sand covers approx.: 71 ft²

Typical Row

D	D	D	D	D	D	D	D
A	A	A	A	A	A	A	A
C	C	C	C	C	C	C	C
D	D	D	D	D	D	D	D
B	B	B	B	B	B	B	B

Laying Pattern



Linear



Technical Information

Product	Paleo Plus Paver
Standard	CSA A231.2
Flexural Strength	N/A
Compressive Strength	μ 50 MPa ≥ 45 MPa
De-icing salts freeze-thaw durability	225 g/m ² after 28 cycles 500 g/m ² after 49 cycles
Density	N/A
Absorption	N/A
Dimension Tolerance*	Length: -1.0 to +2.0 mm Width: -1.0 to +2.0 mm Height: ±3.0 mm

Joint sand compaction: Cover vibrating plate with a removable rubber tread (neoprene or polypropylene). Cover snow removal tools with Teflon or neoprene protectors to minimize the risk of damage from scratches. Laying patterns are for design purposes only. Permacon shall not be responsible for excess or shortage of material. Additional details: See our landscaping installation guide on our website (Permeable pavement section).

Trafalgar® 60 Paver


	Metric (mm)	Imperial (in.)
A	60 x 100 x 200	2 3/8 x 3 15/16 x 7 7/8
B	60 x 200 x 200	2 3/8 x 7 7/8 x 7 7/8
C	60 x 300 x 200	2 3/8 x 11 13/16 x 7 7/8
Weight/unit (avg.)	6 kg	12 lb
Unit/area (avg.)	23.96 units/m ²	2.32 units/ft ²
Area/layer	0.96 m ²	11.63 ft ²
Area/cube	10.56 m ² 10 Rows	116.30 ft ²
Qty/cube	A = 80 B = 80 C = 100	
Length/row	5.40 lin. m	17.72 lin. ft
Length/cube	54.01 lin. m	177.20 lin. ft
Weight/cube	1441 kg	3178 lb

Code	Colour - Prestige
10550442	Range Margaux Beige
Colour - Standard	
10550368	Range Norvick Grey
10550370	Range Newport Grey

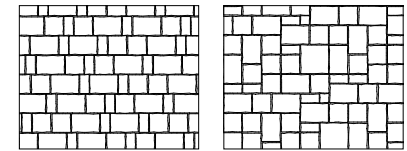
Production location Metcalfe

1 bag of Techniseal sand covers approx.: 59 ft²

Typical Row



Laying Pattern



Linear

Modular



Technical Information

Product	Trafalgar 60 Paver
Standard	CSA A231.2
Flexural Strength	N/A
Compressive Strength	μ 50 MPa ≥ 45 MPa
De-icing salts freeze-thaw durability	225 g/m ² after 28 cycles 500 g/m ² after 49 cycles
Density	N/A
Absorption	N/A
Dimension Tolerance*	Length: -1.0 to +2.0 mm Width: -1.0 to +2.0 mm Height: ±3.0 mm

Joint sand compaction: Cover vibrating plate with a removable rubber tread (neoprene or polypropylene). Cover snow removal tools with Teflon or neoprene protectors to minimize the risk of damage from scratches. Laying patterns are for design purposes only. Permacon shall not be responsible for excess or shortage of material. Additional details: See our landscaping installation guide on our website (Permeable pavement section).

Vendome® 60 and 80 Paver

60 mm - Not vehicular	Metric (mm)	Imperial (in.)
A	60 x 130 x 197	2 3/8 x 5 1/8 x 7 3/4
B	60 x 130 x 262	2 3/8 x 5 1/8 x 10 5/16
C	60 x 130 x 327	2 3/8 x 5 1/8 x 12 7/8
Weight/unit (avg.)	4 kg	9 lb
Unit/area (avg.)	30.50 units/m ²	2.83 units/ft ²
Area/layer	1.05 m ²	11.28 ft ²
Area/cube	8.40 m ² 8 Rows	90.24 ft ²
Length/row	7.86 lin. m	25.80 lin. ft
Length/cube	62.90 lin. m	206.40 lin. ft
Weight/cube	1044 kg	2302 lb

Code	Colour - Prestige
10554763	Rockland Black
10554761	Range Margaux Beige
Colour - Standard	
10554762	Range Newport Grey

Production location Montreal

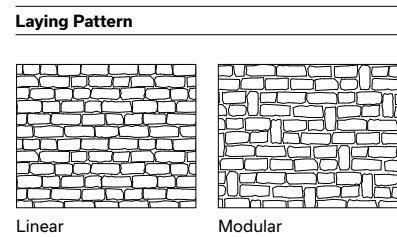
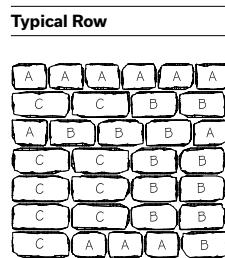
1 bag of Techniseal sand covers approx.: 44 ft²

80 mm	Metric (mm)	Imperial (in.)
A	80 x 130 x 197	3 1/8 x 5 1/8 x 7 3/4
B	80 x 130 x 262	3 1/8 x 5 1/8 x 10 5/16
C	80 x 130 x 327	3 1/8 x 5 1/8 x 12 7/8
Weight/unit (avg.)	5 kg	12 lb
Unit/area (avg.)	30.50 units/m ²	2.83 units/ft ²
Area/layer	1.05 m ²	11.28 ft ²
Area/cube	8.40 m ² 8 Rows	90.24 ft ²
Qty/cube	A = 88 B = 96 C = 72	
Length/row	7.86 lin. m	25.80 lin. ft
Length/cube	62.90 lin. m	206.40 lin. ft
Weight/cube	1382 kg	3047 lb

Code	Colour - Prestige
10550002	Rockland Black
10559011	Range Margaux Beige
Colour - Standard	
10559010	Range Newport Grey

Production location Montreal

1 bag of Techniseal sand covers approx.: 33 ft²



Technical Information	
Product	Vendome Paver
Standard	CSA A231.2
Flexural Strength	N/A
Compressive Strength	μ 50 MPa ≥ 45 MPa
De-icing salts freeze-thaw durability	225 g/m ² after 28 cycles 500 g/m ² after 49 cycles
Density	N/A
Absorption	N/A
Dimension Tolerance*	Length: -1.0 to +2.0 mm Width: -1.0 to +2.0 mm Height: ±3.0 mm
Runoff coefficient:	126 in. per hour

Joint sand compaction: Cover vibrating plate with a removable rubber tread (neoprene or polypropylene). Cover snow removal tools with Teflon or neoprene protectors to minimize the risk of damage from scratches. Laying patterns are for design purposes only. Permacon shall not be responsible for excess or shortage of material. Additional details: See our landscaping installation guide on our website (Permeable pavement section).


Virage Paver

	Metric (mm)	Imperial (in.)
	80 x 300 x 300	3 1/8 x 11 7/8 x 11 7/8
Weight/unit (avg.)	16 kg	36 lb
Unit/area (avg.)	11.41 units/m ²	1.06 units/ft ²
Area/layer	1.05 m ²	11.32 ft ²
Area/cube	8.41 m ² 8 Rows	90.54 ft ²
Length/row	3.55 lin. m	11.65 lin. ft
Length/cube	28.42 lin. m	93.23 lin. ft
Weight/cube	1548 kg	3413 lb

Code	Colour - Prestige
10303063	Range Scandina Grey

Production location	Bolton
Sold in full cubes	

Typical Row



Laying Pattern



Beaded pattern



Circle pattern



Link pattern



Mosaic pattern



Random pattern



Wave pattern



Flower pattern



Clover pattern



Technical Information

Product	Virage Paver
Standard	CSA A231.2
Void Opening	47%
Flexural Strength	N/A
Compressive Strength	μ 50 MPa ≥ 45 MPa
De-icing salts freeze-thaw durability	225 g/m ² after 28 cycles 500 g/m ² after 49 cycles
Density	N/A
Absorption	N/A
Dimension Tolerance*	Length: -1.0 to +2.0 mm Width: -1.0 to +2.0 mm Height: ±3.0 mm

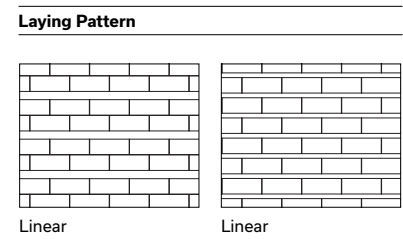
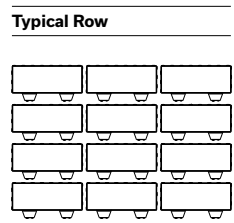
Cover snow removal tools with Teflon or neoprene protectors to minimize the risk of damage from scratches. Laying patterns are for design purposes only. Permacon shall not be responsible for excess or shortage of material. Additional details: See our landscaping installation guide on our website (Permeable pavement section).

Zen Paver

	Metric (mm)	Imperial (in.)
	80 x 190 x 380	3 1/8 x 7 1/2 x 15
Weight/unit (avg.)	12 kg	26 lb
Unit/area (avg.)	18.04 units/m ²	3.1 units/ft ²
Area/layer	0.87 m ²	9.33 ft ²
Area/cube	7.83 m ² 9 Rows	83.97 ft ²
Qty/cube	108 units	108 units
Length/row	4.52 lin. m	14.84 lin. ft
Length/cube	40.72 lin. m	133.58 lin. ft
Weight/cube	1286 kg	2837 lb

Code	Colour - Prestige
10300745	Range Amber Beige
10301003	Range Scandina Grey

Production location	Montreal
Sold in full cubes	



Technical Information

Product	Zen Paver
Standard	CSA A231.2
Void Opening	27%
Flexural Strength	N/A
Compressive Strength	μ 50 MPa ≥ 45 MPa
De-icing salts freeze-thaw durability	225 g/m ² after 28 cycles 500 g/m ² after 49 cycles
Density	N/A
Absorption	N/A
Dimension Tolerance*	Length: -1.0 to +2.0 mm Width: -1.0 to +2.0 mm Height: ±3.0 mm

Cover snow removal tools with Teflon or neoprene protectors to minimize the risk of damage from scratches. Laying patterns are for design purposes only. Permacon shall not be responsible for excess or shortage of material. Additional details: See our landscaping installation guide on our website (Permeable pavement section).



Walls

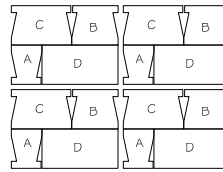
- 50 Celtik
- 51 Grande
- 53 Grande Smooth
- 55 Grande Wedge Wall and Capping
- 56 Lafitt Tandem 90 and 180
- 57 Melville Tandem 90 and 180
- 58 Orion
- 59 RB
- 60 Tandem Accessories
- 61 Tandem Starter Unit
- 61 Tandem Next Structural 180
- 62 Tandem Structural 90
- 63 Universal Slope Block
- 64 Universal Slope Block Split Face
- 65 Urbano
- 66 Vario
- 67 Wallstone
- 68 Wedgestone

Celtik® Wall

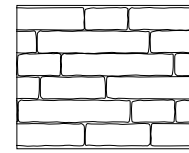
	Metric (mm)	Imperial (in.)
A	90 x 225 x 175	3 9/16 x 8 7/8 x 6 7/8
B	90 x 225 x 265	3 9/16 x 8 7/8 x 10 7/16
C	90 x 225 x 345	3 9/16 x 8 7/8 x 13 9/16
D	90 x 225 x 435	3 9/16 x 8 7/8 x 17 1/8
Weight/unit (avg.)	14 kg	31 lb
Area/layer (1 to 6)	0.45 m ²	4.89 ft ²
Area/cube	3.18 m ² 7 Rows	34.22 ft ²
Qty/cube	A = 28 B = 28 C = 28 D = 28	
Length/row (1 to 6)	4.88 lin. m	16.00 lin. ft
Length/cube	34.14 lin. m	11.00 lin. ft
Weight/cube	1590 kg	3505 lb
For each unit of 90 mm, 1 alignment pin is included		
Note: 1/4 layer = 1.22 ft ²		
1/8 layer = 0.61 ft ²		

Code	Colour
16252364	Range Sheffield Beige and Black
16252362	Range Norvick Grey
Production location	Trois-Rivières

Typical Row



Laying Pattern



Linear




Technical Information

Product	Celtik Wall
Standard	ASTM C 1372
Flexural Strength	N/A
Compressive Strength	20.7 MPa
De-icing salts freeze-thaw durability	N/A
Density	2000 kg/m ³
Absorption	10.4%
Dimension Tolerance*	Length: ±3.2 mm Width: ±3.2 mm Height: ±3.2 mm

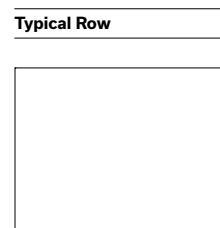
Applications: Retaining walls - steps
Recommended Capping units: Celtik Straight Capping unit
 Additional details: See our landscaping installation guide on our website.

Grande Wall



375 Standard	Metric (mm)	Imperial (in.)
	200 x 375 x 1000	7 7/8 x 14 3/4 x 39 3/8
Weight/unit	161 kg	360 lb
Area/layer	5.00 units/m ²	0.46 unit/ft ²
Area/cube	1.80 m ²	19.56 ft ²
Length/cube	9.00 lin. m	29.60 lin. ft
Qty/cube	9 units	9 units
Weight/cube	1500 kg	3300 lb
Code	Colour	
16201336	Grey	
Production location	Cambridge	
Can be double stacked		
Sold in full cubes		



750 Standard	Metric (mm)	Imperial (in.)
	200 x 750 x 1000	7 7/8 x 29 1/2 x 39 3/8
Weight/unit	328 kg	726 lb
Area/layer	5.00 units/m ²	0.46 unit/ft ²
Area/cube	0.80 m ²	8.70 ft ²
Length/cube	4.00 lin. m	13.10 lin. ft
Qty/cube	4 units	4 units
Weight/cube	1350 kg	2970 lb
Code	Colour	
16209043	Grey	
Production location	Cambridge	
Can be double stacked		
Sold in full cubes		



1125 Standard	Metric (mm)	Imperial (in.)
	200 x 1125 x 1000	7 7/8 x 44 5/16 x 39 3/8
Weight/unit	483 kg	1065 lb
Area/layer	5.00 units/m ²	0.46 unit/ft ²
Area/cube	0.60 m ²	6.45 ft ²
Length/cube	3.00 lin. m	9.90 lin. ft
Qty/cube	3 units	3 units
Weight/cube	1450 kg	3190 lb
Code	Colour	
16209044	Grey	
Production location	Cambridge	
Can be double stacked		
Sold in full cubes		



The information contained in these technical documents is supplied for information purposes only. Any application of the information is the sole responsibility of the installer. The installer must ensure that the installation and use of retaining wall projects comply with local regulations and code requirements. A qualified engineer must be consulted for final design for construction purposes. Oldcastle Building Products Canada, Inc. and its affiliates cannot be held responsible for the improper use of information contained in these technical documents.



Technical Information

Product	Grande Wall
Standard	ASTM C 1372
Flexural Strength	N/A
Compressive Strength	20.7 MPa
De-icing salts freeze-thaw durability	N/A
Density	2000 kg/m ²
Absorption	10.4%
Dimension Tolerance*	Length: ±3.2 mm Width: ±3.2 mm Height: ±3.2 mm

Grande Wall

Corner Unit	Metric (mm)	Imperial (in.)
	200 x 500 x 1000	7 7/8 x 19 11/16 x 39 3/8
Weight/unit	213 kg	469 lb
Unit/area	3.33 units/m ²	0.31 unit/ft ²
Qty/cube	6 units*	6 units*
Weight/cube	1278 kg	2811 lb

* 6 units equal: 3 right units, 3 left units

Code	Colour
16209045	Grey

Contact your sales representative for custom colours.

Production location Cambridge
 Can be double stacked
 Sold in full cubes

Step 175	Metric (mm)	Imperial (in.)
	175 x 438 x 1000	6 7/8 x 17 1/4 x 39 3/8
Weight/unit	175 kg	386 lb
Unit/area	1.20 lin. m	19.68 lin. ft
Qty/cube	6 units	6 units
Weight/cube	1070 kg	2358 lb

Code	Colour
16202415	Grey

Production location Cambridge
 Can be double stacked
 Sold in full cubes

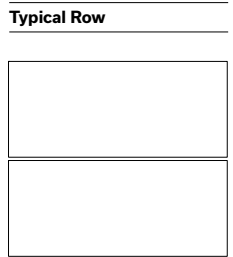
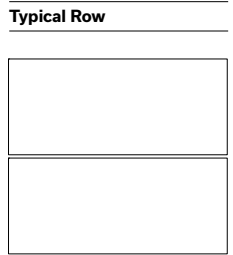

Capping 438	Metric (mm)	Imperial (in.)
	200 x 438 x 1000	7 7/8 x 17 1/4 x 39 3/8
Weight/unit	194 kg	427 lb
Unit/area	5.00 units/m ²	0.46 unit/ft ²
Qty/cube	6 units	6 units
Weight/cube	1162 kg	2561 lb

Code	Colour
16200460	Grey

Production location Cambridge
 Can be double stacked
 Sold in full cubes

Grande Wall - Custom Splitting

Custom splitting is available for corners at custom angles or for coping units at the end of a wall. **Splitting premium is in addition to the price of the unit being split.**



The information contained in these technical documents is supplied for information purposes only. Any application of the information is the sole responsibility of the installer. The installer must ensure that the installation and use of retaining wall projects comply with local regulations and code requirements. A qualified engineer must be consulted for final design for construction purposes. Oldcastle Building Products Canada, Inc. and its affiliates cannot be held responsible for the improper use of information contained in these technical documents.



Technical Information

Product	Grande Wall
Standard	ASTM C 1372
Flexural Strength	N/A
Compressive Strength	20.7 MPa
De-icing salts freeze-thaw durability	N/A
Density	2000 kg/m ³
Absorption	10.4%
Dimension Tolerance*	Length: ±3.2 mm Width: ±3.2 mm Height: ±3.2 mm

Grande Smooth Wall [≡]

375 Standard	Metric (mm)	Imperial (in.)
	200 x 375 x 1000	7 7/8 x 14 3/4 x 39 3/8
Weight/unit	161 kg	360 lb
Area/layer	5.00 units/m ²	0.46 unit/ft ²
Area/cube	1.80 m ²	19.56 ft ²
Length/cube	9.00 lin. m	29.60 lin. ft
Qty/cube	9 units	9 units
Weight/cube	1500 kg	3300 lb

Code	Colour
129000448	Grey
129000982	Range Newport Grey N

Production location Quebec
 Can be double stacked
 Sold in full cubes

750 Standard	Metric (mm)	Imperial (in.)
	200 x 750 x 1000	7 7/8 x 29 1/2 x 39 3/8
Weight/unit	328 kg	726 lb
Area/layer	5.00 units/m ²	0.46 unit/ft ²
Area/cube	0.80 m ²	8.70 ft ²
Length/cube	4.00 lin. m	13.10 lin. ft
Qty/cube	4 units	4 units
Weight/cube	1350 kg	2970 lb

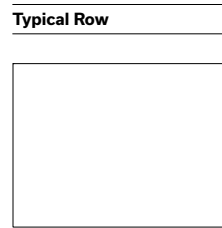

Code	Colour
129000449	Grey

Production location Quebec
 Can be double stacked
 Sold in full cubes

1125 Standard	Metric (mm)	Imperial (in.)
	200 x 1125 x 1000	7 7/8 x 44 5/16 x 39 3/8
Weight/unit	483 kg	1065 lb
Area/layer	5.00 units/m ²	0.46 unit/ft ²
Area/cube	0.60 m ²	6.45 ft ²
Length/cube	3.00 lin. m	9.90 lin. ft
Qty/cube	3 units	3 units
Weight/cube	1450 kg	3190 lb

Code	Colour
129000452	Grey

Production location Quebec
 Can be double stacked
 Sold in full cubes



The information contained in these technical documents is supplied for information purposes only. Any application of the information is the sole responsibility of the installer. The installer must ensure that the installation and use of retaining wall projects comply with local regulations and code requirements. A qualified engineer must be consulted for final design for construction purposes. Oldcastle Building Products Canada, Inc. and its affiliates cannot be held responsible for the improper use of information contained in these technical documents.



Technical Information

Product	Grande Smooth Wall
Standard	ASTM C 1372
Flexural Strength	N/A
Compressive Strength	20.7 MPa
De-icing salts freeze-thaw durability	N/A
Density	2000 kg/m ²
Absorption	10.4%
Dimension Tolerance*	Length: ±3.2 mm Width: ±3.2 mm Height: ±3.2 mm

Grande Smooth Wall [≡]

Corner Unit	Metric (mm)	Imperial (in.)
	200 x 500 x 1000	7 7/8 x 19 11/16 x 39 3/8
Weight/unit	213 kg	469 lb
Unit/area	3.33 units/m ²	0.31 unit/ft ²
Qty/cube	6 units*	6 units*
Weight/cube	1278 kg	2811 lb

* 6 units equal: 3 right units, 3 left units

Code	Colour
129000451	Grey
129000983	Range Newport Grey N

Production location Quebec
 Can be double stacked
 Sold in full cubes

Step 175	Metric (mm)	Imperial (in.)
	175 x 438 x 1000	6 7/8 x 17 1/4 x 39 3/8
Weight/unit	175 kg	386 lb
Unit/area	1.20 lin. m	19.68 lin. ft
Qty/cube	6 units	6 units
Weight/cube	1070 kg	2358 lb

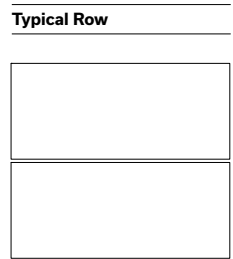
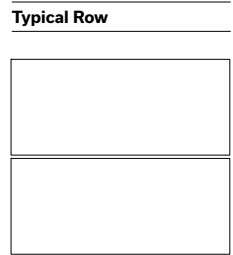

Code	Colour
16202415	Grey

Production location Quebec
 Can be double stacked
 Sold in full cubes

Capping 438	Metric (mm)	Imperial (in.)
	200 x 438 x 1000	7 7/8 x 17 1/4 x 39 3/8
Weight/unit	194 kg	427 lb
Unit/area	5.00 units/m ²	0.46 unit/ft ²
Qty/cube	6 units	6 units
Weight/cube	1162 kg	2561 lb

Code	Colour
129000450	Grey
121000483	Range Newport Grey N

Production location Quebec
 Can be double stacked
 Sold in full cubes



The information contained in these technical documents is supplied for information purposes only. Any application of the information is the sole responsibility of the installer. The installer must ensure that the installation and use of retaining wall projects comply with local regulations and code requirements. A qualified engineer must be consulted for final design for construction purposes. Oldcastle Building Products Canada, Inc. and its affiliates cannot be held responsible for the improper use of information contained in these technical documents.



Technical Information

Product	Grande Smooth Wall
Standard	ASTM C 1372
Flexural Strength	N/A
Compressive Strength	20.7 MPa
De-icing salts freeze-thaw durability	N/A
Density	2000 kg/m ³
Absorption	10.4%
Dimension Tolerance*	Length: ±3.2 mm Width: ±3.2 mm Height: ±3.2 mm

Grande Wedge® Standard Wall and Capping [] S*

Standard Wall	Metric (mm)	Imperial (in.)
	200 x 312.5 x 380 - 250	7 7/8 x 12 5/16 x 14 15/16 - 9 7/8
Weight/unit	38 kg	83 lb
Unit/area	13.16 units/m ²	1.22 units/ft ²
Area/cube	2.74 m ²	29.50 ft ²
Length/cube	13.68 lin m	44.90 lin. ft
Qty/cube	36 units	36 units
Weight/cube	1353 kg	2978 lb

Code	Colour
16200459	Grey

Contact your sales representative for custom colours.

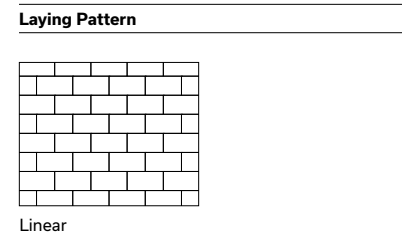
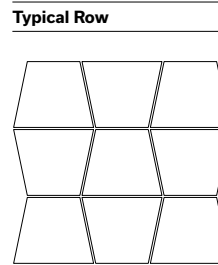
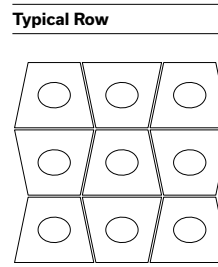
Production location Cambridge
 Sold in full cubes

Capping	Metric (mm)	Imperial (in.)
	100 x 312.5 x 380 - 250	3 15/16 x 12 5/16 x 14 15/16 - 9 7/8
Weight/unit	21 kg	47 lb
Length/cube	23.94 lin. m	78.50 lin. ft
Qty/cube	63 units	63 units
Weight/cube	1329 kg	2978 lb

Code	Colour
16200458	Grey

Contact your sales representative for custom colours.

Production location Cambridge
 Sold in full cubes



The information contained in these technical documents is supplied for information purposes only. Any application of the information is the sole responsibility of the installer. The installer must ensure that the installation and use of retaining wall projects comply with local regulations and code requirements. A qualified engineer must be consulted for final design for construction purposes. Oldcastle Building Products Canada, Inc. and its affiliates cannot be held responsible for the improper use of information contained in these technical documents.



Technical Information	
Product	Grande Wedge Standard Wall and Capping
Standard	ASTM C 1372
Flexural Strength	N/A
Compressive Strength	20.7 MPa
De-icing salts freeze-thaw durability	N/A
Density	2000 kg/m ²
Absorption	10.4%
Dimension Tolerance*	Length: ±3.2 mm Width: ±3.2 mm Height: ±3.2 mm

Recommended Capping: Grande Wedge Capping Unit

Applications: Retaining Walls

Features: Wedge units create a 1000 mm (3'3") outside radius without cutting - 4 Wedge units are required for a rounded 90° corner, 16 pcs for a full circle - Two thirds of all Wedge units in a bundle come double rock-faced for inside and outside curves. Engineering required for walls greater than 1.0 m (3.3 ft).

Lafitt® Tandem® 90 and 180 Wall

90 Veneer	Metric (mm)	Imperial (in.)
A	90 x 67 x 201	3 9/16 x 2 5/8 x 7 7/8
B	90 x 67 x 268	3 9/16 x 2 5/8 x 10 1/2
C	90 x 67 x 335	3 9/16 x 2 5/8 x 13 3/16
D	90 x 67 x 402	3 9/16 x 2 5/8 x 15 13/16
Weight/unit (avg.)	4 kg	8 lb
Area/layer	0.98 m ²	10.53 ft ²
Area/cube	3.92 m ² 4 Rows	42.12 ft ²
Qty/cube	A = 36 B = 36 C = 36 D = 36	
Length/row	10.89 lin. m	35.64 lin. ft
Length/cube	43.56 lin. m	142.56 lin. ft
Weight/cube	550 kg	1210 lb

Code	Colour
16250906	Range Margaux Beige
16250907	Range Newport Grey
16251849	Range Scandina Grey

Production location Metcalfe

Can be double stacked

A set of 4 units = 1.17 ft²

Sold in full cubes

180 Veneer	Metric (mm)	Imperial (in.)
E	180 x 67 x 335	7 1/16 x 2 5/8 x 13 3/16
F	180 x 67 x 402	7 1/16 x 2 5/8 x 15 13/16
G	180 x 67 x 469	7 1/16 x 2 5/8 x 18 1/2
Weight/unit (avg.)	10 kg	21 lb
Area/layer	1.08 m ²	11.63 ft ²
Area/cube	4.32 m ² 4 Rows	46.52 ft ²
Qty/cube	E = 20 F = 20 G = 20	
Length/row	6.02 lin. m	19.75 lin. ft
Length/cube	24.08 lin. m	79.00 lin. ft
Weight/cube	634 kg	1395 lb

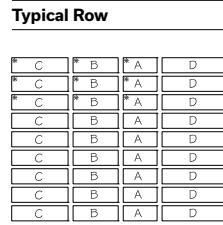
Code	Colour
16250910	Range Margaux Beige
16250909	Range Newport Grey
16251853	Range Scandina Grey

Production location Metcalfe

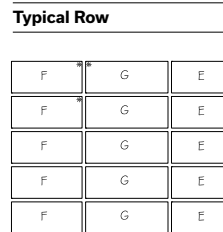
Can be double stacked

A set of 3 units = 2.32 ft²

Sold in full cubes




*Veneer with one textured side (corner)

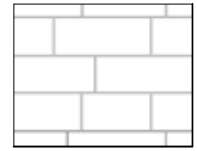


*Veneer with one textured side (corner)

Laying Pattern



Linear
Lafitt Tandem 90



Linear
Lafitt Tandem 180



Technical Information

Product	Lafitt Tandem 90 and 180 Wall
Standard	ASTM C 1372
Flexural Strength	N/A
Compressive Strength	20.7 MPa
De-icing salts freeze-thaw durability	N/A
Density	2000 kg/m ³
Absorption	10.4%
Dimension Tolerance*	Length: ±3.2 mm Width: ±3.2 mm Height: ±3.2 mm

Applications: Retaining wall (by using Tandem 90 structural units and Tandem Next 180 structural units) - Double-sided wall (by using double-sided plastic connector) - Pillars (by using the Tandem Wall Grid Pillar Kit) - Steps (by using Lafitt Plus Step unit)
Recommended Capping units: Lafitt Plus Capping unit
 Additional details: See our landscaping installation guide on our website.

Melville® Tandem® 90 and 180 Wall

90 Veneer	Metric (mm)	Imperial (in.)
A	90 x 67 x 201	3 9/16 x 2 5/8 x 7 7/8
B	90 x 67 x 268	3 9/16 x 2 5/8 x 10 1/2
C	90 x 67 x 335	3 9/16 x 2 5/8 x 13 3/16
D	90 x 67 x 402	3 9/16 x 2 5/8 x 15 13/16
Weight/unit (avg.)	4 kg	8 lb
Area/layer	0.98 m ²	10.53 ft ²
Area/cube	3.92 m ² 4 Rows	42.12 ft ²
Qty/cube	A = 36 B = 36 C = 36 D = 36	
Length/row	10.89 lin. m	35.64 lin. ft
Length/cube	43.56 lin. m	142.56 lin. ft
Weight/cube	550 kg	1210 lb

Code	Colour
16252291	Range Amber Beige
16251868	Range Scandina Grey
16252293	Range Shaded Grey
16251527	Rockland Black

Production location Metcalfe

A set of 4 units = 1.17 ft²

Sold in full cubes

180 Veneer	Metric (mm)	Imperial (in.)
E	180 x 67 x 335	7 1/16 x 2 5/8 x 13 3/16
F	180 x 67 x 402	7 1/16 x 2 5/8 x 15 13/16
G	180 x 67 x 469	7 1/16 x 2 5/8 x 18 1/2
Weight/unit (avg.)	10 kg	21 lb
Area/layer	1.08 m ²	11.63 ft ²
Area/cube	4.32 m ² 4 Rows	46.52 ft ²
Qty/cube	E = 20 F = 20 G = 20	
Length/row	6.02 lin. m	19.75 lin. ft
Length/cube	24.08 lin. m	79.00 lin. ft
Weight/cube	634 kg	1395 lb

Code	Colour
16252289	Range Amber Beige
16251836	Range Scandina Grey
16252288	Range Shaded Grey
16251497	Rockland Black

Production location Metcalfe

A set of 3 units = 2.32 ft²

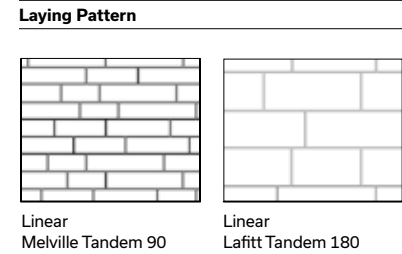
Sold in full cubes



Applications: Retaining wall (by using Tandem 90 structural units and Tandem Next 180 structural units) - Double-sided wall (by using double-sided plastic connector) - Pillars (by using the Tandem Wall Grid Pillar Kit) - Steps (by using Melville Plus Step unit)
Recommended Capping units: Melville Plus Capping unit
 Additional details: See our landscaping installation guide on our website.

Typical Row			
C	B	A	D
C	B	A	D
C	B	A	D
C	B	A	D
C	B	A	D
C	B	A	D
C	B	A	D
C	B	A	D
C	B	A	D
C	B	A	D

Typical Row		
F	G	E
F	G	E
F	G	E
F	G	E
F	G	E
F	G	E



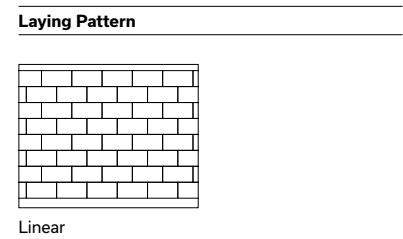
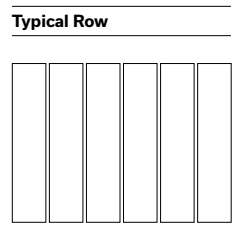
Technical Information	
Product	Melville Tandem 90 and 180 Wall
Standard	ASTM C 1372
Flexural Strength	N/A
Compressive Strength	20.7 MPa
De-icing salts freeze-thaw durability	N/A
Density	2000 kg/m ²
Absorption	10.4%
Dimension Tolerance*	Length: ±3.2 mm Width: ±3.2 mm Height: ±3.2 mm

Orion Wall

	Metric (mm)	Imperial (in.)
	180 x 203 x 813	7 x 8 x 32
Weight/unit (avg.)	68 kg	151 lb
Unit/area (avg.)	6.83 units/m ²	0.63 unit/ft ²
Length/cube	19.51 lin. m	64.02 lin. ft
Area/cube	3.51 m ²	37.8 ft ²
Qty/cube	24 units 4 Rows	24 units
Weight/cube	1640 kg	3616 lb

Code	Colour
16251110	Range Amber Beige
16251109	Range Scandina Grey

Production location	Quebec
Sold in full cubes	



Technical Information

Product	Orion Wall
Standard	ASTM C 1372
Flexural Strength	N/A
Compressive Strength	20.7 MPa
De-icing salts freeze-thaw durability	N/A
Density	2000 kg/m ²
Absorption	10.4%
Dimension Tolerance*	Length: ±3.2 mm Width: ±3.2 mm Height: ±3.2 mm

Standard	Metric (mm)	Imperial (in.)
	150 x 300 x 200	5 29/32 x 11 13/16 x 7 7/8
Weight/unit	20.4 kg	45 lb
Unit/area	-	3.10 unit/ft ²
Area/cube	-	19.40 ft ²
Length/cube	-	39.40 lin. ft
Qty/cube	60 units	60 units
Weight/cube	1224 kg	2698 lb

Code	Colour
16259289	Grey
16259288	Granite Blend
16251887	Sierra Black

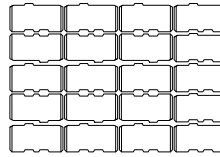
Production location Cambridge
 Can be double stacked
 Sold by 15 pieces

Corner	Metric (mm)	Imperial (in.)
	150 x 300 x 200	5 29/32 x 11 13/16 x 7 7/8
Weight/unit	20.94 kg	46.20 lb
Area/unit	-	0.81 ft ²
Qty/cube	36 units	36 units
Weight/cube	754 kg	1664 lb


Code	Colour
16259283	Grey
16259282	Granite Blend
16251886	Sierra Black

Production location Cambridge
 Can be double stacked
 Sold by piece

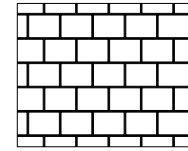
Typical Row



Typical Row



Laying Pattern



Linear



Technical Information

Product	RB Wall
Standard	ASTM C 1372
Flexural Strength	N/A
Compressive Strength	20.7 MPa
De-icing salts freeze-thaw durability	N/A
Density	2000 kg/m ²
Absorption	10.4%
Dimension Tolerance*	Length: ±3.2 mm Width: ±3.2 mm Height: ±3.2 mm

Applications: Retaining walls MAX 1.0 m (3.3 ft). Steps. Additional details: See our landscaping installation guide on our website.
Features: Most RB Wall component units come split. Corner units are sold as single, pre-split units.
Tips: Build vertical walls by knocking off back half of each of the two ribs on top of the block using a hammer and chisel.

Tandem® Wall Accessories

Connectors

	Metric (mm)	Imperial (in.)
	63.5 x 63.5 x 2438	2 1/2 x 2 1/2 x 8
Qty/bag	200 units	200 units
Weight/bag	143 kg	315 lb

Code	Colour
70550961	Grey

Sold by full bag
Non returnable pallet

Corner Connector

	Metric (mm)	Imperial (in.)
	85 x 70	3 3/8 x 2 3/4
Qty/bag	50 units	50 units

Code	Colour
70970616	Black



Sold by full bag - 12 bags per cube
Quantity required per 90° corner: one corner connector per row

Double-Sided Plastic Connector

	Metric (mm)	Imperial (in.)
	85 x 170	3 3/8 x 6 11/16
Qty/bag	50 units	50 units

Code	Colour
70970615	Black

Quantity of connectors required:
Lafitt Tandem 90 and Melville Tandem 90
7 connectors per ft² ⁽¹⁾ - 74 connectors per m² ⁽¹⁾

Lafitt Tandem 180 and Melville Tandem 180
5.5 connectors per ft² ⁽¹⁾ - 57 connectors per m² ⁽¹⁾

⁽¹⁾ Based on one of the two sides of the double-sided wall

Sold by full bag

Recommended for curved walls



8 ft. Shelf Angle

	Metric (mm)	Imperial (in.)
	63.5 x 63.5 x 2438	2 1/2 x 2 1/2 x 8
Qty/package	15 units	15 units
Weight/package	143 kg	315 lb

Code	Colour
34355362	Grey

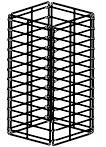


Sold by full package
Non returnable pallet

Grid Pillar Kit

	Metric (mm)	Imperial (in.)
	1067 x 670 x 670	42 x 26 3/8 x 26 3/8
Weight/unit	23 kg	50 lb
Surface of veneer req.	2.60 m ²	28 ft ²
Qty/cube	10 units	10 units
Weight/cube	227 kg	499 lb

Code	Colour
70550661	Silver




Includes one bag of 200 connectors
Non returnable pallet
Cannot be used with Melville and Lafitt Veneers (180)

Modular Grid Kit

	Metric (mm)	Imperial (in.)
	717 x 1077	28.23 x 42.4
Weight/unit	3.4 kg	7.5 lb
Surface of veneer req.	0.77 m ²	8.31 ft ²
Qty/cube	40 units	40 units
Weight/cube	137 kg	302 lb

Code	Colour
70550550	Silver



Includes one bag of 60 connectors, 10 screws and 10 clamps
Sold by kit
Non returnable pallet

Additional details: See our landscaping installation guide on our website.

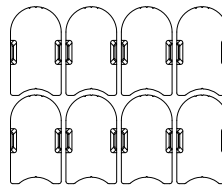
Tandem® Wall Starter Unit

	Metric (mm)	Imperial (in.)
	90 x 268 x 469	3 9/16 x 10 1/2 x 18 1/2
Weight/unit	23 kg	51 lb
Units/length	2.30 units/lin. m	0.70 unit/lin. ft
Qty/cube	56 units	56 units
Weight/cube	1333 kg 7 Rows	2939 lb

Code	Colour
12053584	Grey

Production location	Metcalfe
Can be double stacked	
Sold by piece	

Typical Row




Tandem® Next Wall 180 mm Structural Unit

	Metric (mm)	Imperial (in.)
	180 x 200 x 199	7 1/16 x 7 7/8 x 7 7/8
Weight/unit	9.4 kg	20.58 lb
Area/layer	1.13 m ²	12.16 ft ²
Area/cube	4.52 m ² 4 Rows	48.64 ft ²
Length/row	6.37 lin. m	20.89 lin. ft
Length/cube	25.47 lin. m	83.57 lin. ft
Units/row	32	32
Qty/cube	128 units	128 units
Weight/cube	1316 kg	2901 lb

Code	Colour
16252752	Grey

Production location	Trois-Rivières
4 bags of 37 connectors = 1 bag per row	


Typical Row



Universal Connector

Code	Colour
70972062	Black

Box of 148 units
 1 box of 4 bags of 37 units
 72 boxes/cube



Technical Information

Product	Tandem Next 180 mm Structural Wall
Standard	ASTM C 1372
Flexural Strength	N/A
Compressive Strength	20.7 MPa
De-icing salts freeze-thaw durability	N/A
Density	2000 kg/m ²
Absorption	10.4%
Dimension Tolerance*	Length: ±3.2 mm Width: ±3.2 mm Height: ±3.2 mm

The Tandem Next Wall system 180 mm Structural Unit may be used with the 180 mm Melville and Lafitt Veneer Units for retaining wall applications. Additional details: See our landscaping installation guide on our website.

Tandem® Wall 90 mm Structural Unit

	Metric (mm)	Imperial (in.)
A	90 x 155 x 201	3 9/16 x 6 1/8 x 7 7/8
B	90 x 155 x 268	3 9/16 x 6 1/8 x 10 1/2
C	90 x 155 x 335	3 9/16 x 6 1/8 x 13 3/16
D	90 x 155 x 402	3 9/16 x 6 1/8 x 15 13/16
Weight/unit (avg.)	23 kg	51 lb
Area/layer	0.65 m ²	7.02 ft ²
Area/cube	3.91 m ² 6 Rows	42.12 ft ²
Qty/cube	A = 36 B = 36 C = 36 D = 36	
Length/row (1 to 5)	7.24 lin. m	23.75 lin. ft
Length/cube	43.44 lin. m	142.50 lin. ft
Weight/cube	1230 kg	2711 lb

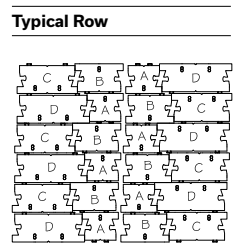
Code	Colour
16259063	Grey

Production location Trois-Rivières

For each structural unit, 1 alignment pin is included
A set of 4 units = 1.17 ft²

Can be double stacked

Sold in full cubes



Technical Information	
Product	Tandem Structural 90 mm Wall
Standard	ASTM C 1372
Flexural Strength	N/A
Compressive Strength	20.7 MPa
De-icing salts freeze-thaw durability	N/A
Density	2000 kg/m ³
Absorption	10.4%
Dimension Tolerance*	Length: ±3.2 mm Width: ±3.2 mm Height: ±3.2 mm

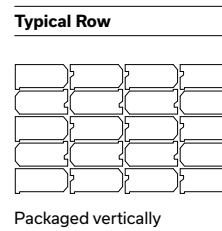
The Tandem Structural units must be used with the Melville and Lafitt 90 Veneer units for retaining wall applications. Additional details specific to this product are available by consulting our landscaping installation guide on our website.

Universal Slope Block Wall [≡]

	Metric (mm)	Imperial (in.)
	135 x 280 x 215	5 5/16 x 11 x 8 1/2
Weight/unit	19 kg	40 lb
Unit/area	34.46 units/m ²	3.20 units/ft ²
Area/cube	2.32 m ²	25.00 ft ²
Qty/cube	80 units 4 Rows	80 units
Weight/cube	1490 kg	3278 lb

Code	Colour
16259199	Grey

Production location	Quebec
Sold in full cubes	



Technical Information

Product	Universal Slope Block
Standard	ASTM C 1372
Flexural Strength	N/A
Compressive Strength	20.7 MPa
De-icing salts freeze-thaw durability	N/A
Density	2000 kg/m ²
Absorption	10.4%
Dimension Tolerance*	Length: ±3.2 mm Width: ±3.2 mm Height: ±3.2 mm

Applications: Retaining walls
Additional details: See our landscaping installation guide on our website.

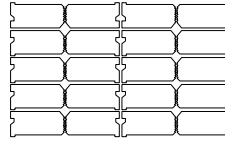
Split Face Universal Slope Block Wall

	Metric (mm)	Imperial (in.)
	134 x 305 x 215	5 5/16 x 12 x 8 1/2
Weight/unit	20 kg	43 lb
Unit/area	34.40 units/m ²	3.20 units/ft ²
Area/cube	2.32 m ²	25.00 ft ²
Qty/cube	80 units 4 Rows	80 units
Weight/cube	1590 kg	3498 lb

Code	Colour
16259167	Grey

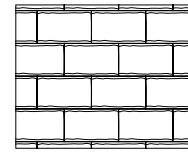
Production location	Quebec
Splitting required	
Sold in full cubes	

Typical Row



Packaged vertically

Laying Pattern



Linear



Technical Information

Product	Split Face Universal Slope Block
Standard	ASTM C 1372
Flexural Strength	N/A
Compressive Strength	20.7 MPa
De-icing salts freeze-thaw durability	N/A
Density	2000 kg/m ³
Absorption	10.4%
Dimension Tolerance*	Length: ±3.2 mm Width: ±3.2 mm Height: ±3.2 mm

Applications: Retaining walls

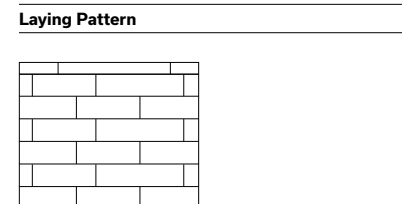
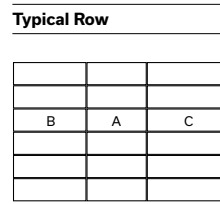
Additional details specific to this product are available by consulting our landscaping installation guide on our website.

Urbano® Wall

Standard	Metric (mm)	Imperial (in.)
A	120 x 201 x 335	4 3/4 x 7 15/16 x 13 3/16
B	120 x 201 x 402	4 3/4 x 7 15/16 x 15 13/16
C	120 x 201 x 469	4 3/4 x 7 15/16 x 18 1/2
Weight/unit (avg.)	21 kg	47 lb
Area/layer	0.87 m ²	9.35 ft ²
Area/cube	3.48 m ² 4 Rows	37.40 ft ²
Length/cube	28.94 lin. m	94.96 lin. ft
Weight/cube	1525 kg	3363 lb

Code	Colour
16254311	Range Amber Beige
16254078	Range Scandina Grey
16254312	Range Shaded Grey

Production location Quebec
 148 universal connectors included
 Can be double stacked
 Sold in full cubes



Linear



Technical Information

Product	Urbano Wall
Standard	ASTM C 1372
Flexural Strength	N/A
Compressive Strength	20.7 MPa
De-icing salts freeze-thaw durability	N/A
Density	2000 kg/m ²
Absorption	10.4%
Dimension Tolerance*	Length: ±3.2 mm Width: ±3.2 mm Height: ±3.2 mm

Vario® Wall [≡]

90 mm	Metric (mm)	Imperial (in.)
A	90 x 238 x 317.5	3 9/16 x 9 3/8 x 12 1/2
B	90 x 238 x 397	3 9/16 x 9 3/8 x 15 5/8
C	90 x 238 x 476.5	3 9/16 x 9 3/8 x 18 3/4
Weight/unit (avg.)	20 kg	43 lb
Area/layer	0.36 m ²	3.84 ft ²
Area/cube	2.85 m ² 8 Rows	30.72 ft ²
Length/cube	31.76 lin. m	104.16 lin. ft
Weight/cube	1573 kg	3468 lb

Code	Colour
16251288	Range Amber Beige
16251286	Range Newport Grey
16251287	Range Scandina Grey

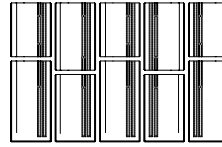
Production location	Quebec
Sold in full cubes	

180 mm	Metric (mm)	Imperial (in.)
A	180 x 238 x 317.5	7 x 9 3/8 x 12 1/2
B	180 x 238 x 397	7 x 9 3/8 x 15 5/8
C	180 x 238 x 476.5	7 x 9 3/8 x 18 3/4
Weight/unit (avg.)	31 kg	70 lb
Area/layer	0.71 m ²	7.69 ft ²
Area/cube	3.55 m ² 5 Rows	38.45 ft ²
Length/cube	19.85 lin. m	65.10 lin. ft
Weight/cube	1580 kg	3567 lb


Code	Colour
16251289	Range Amber Beige
16251060	Range Newport Grey
16251399	Range Scandina Grey

Production location	Quebec
Sold in full cubes	

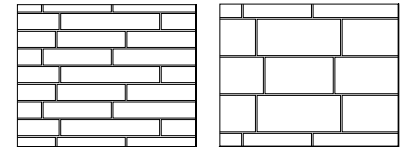
Typical Row



Typical Row

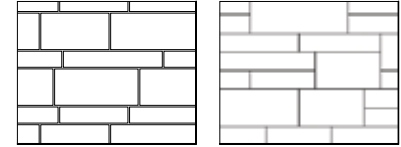


Laying Pattern



Linear
100% Vario 90

Linear
100% Vario 180



Linear
50% Vario 90 and
50% Vario 180

Modular
50% Vario 90 and
50% Vario 180



The information contained in these technical documents is supplied for information purposes only. Any application of the information is the sole responsibility of the installer. The installer must ensure that the installation and use of retaining wall projects comply with local regulations and code requirements. A qualified engineer must be consulted for final design for construction purposes. Oldcastle Building Products Canada, Inc. and its affiliates cannot be held responsible for the improper use of information contained in these technical documents.



Technical Information

Product	Vario Wall
Standard	ASTM C 1372
Flexural Strength	N/A
Compressive Strength	20.7 MPa
De-icing salts freeze-thaw durability	N/A
Density	2000 kg/m ³
Absorption	10.4%
Dimension Tolerance*	Length: ±3.2 mm Width: ±3.2 mm Height: ±3.2 mm

Wallstone® Wall

Available in Ottawa and Gatineau only

Standard	Metric (mm)	Imperial (in.)
	100 x 200 x 300	3 15/16 x 7 7/8 x 11 13/16
Weight/unit	13.3 kg	29.3 lb
Unit/area	-	3.10 units/ft ²
Area/cube	-	34.80 ft ²
Length/cube	-	106.30 lin. ft
Qty/cube	108 units	108 units
Weight/cube	1436 kg	3165 lb

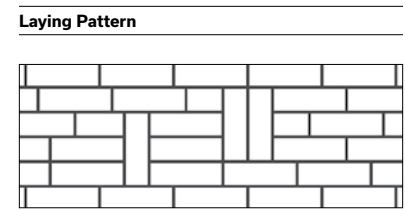
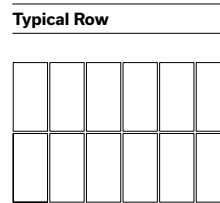
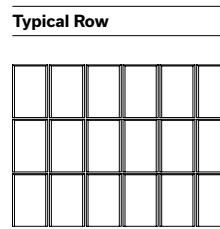
Code	Colour
16259322	Desert Grey Blend
16259323	Granite Blend

Production location	Cambridge
Sold by 36 pieces	

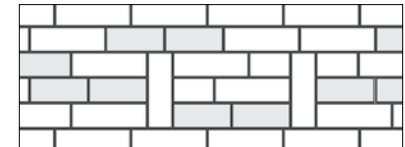
Corner/Column	Metric (mm)	Imperial (in.)
	100 x 200 x 300	3 15/16 x 7 7/8 x 11 13/16
Weight/unit	13.10 kg	28.90 lb
Unit/area	-	0.54 ft ²
Qty/cube	36 units	36 units
Weight/cube	595 kg	1312 lb

Code	Colour
16259316	Desert Grey Blend
16259317	Granite Blend

Production location	Cambridge
Sold by piece	



Pattern 1:
Place Wallstone standard units vertically and horizontally to create interesting patterns within the wall.



Pattern 2:
Add an additional dimension to your wall by including Wedgestone wall units in your pattern (shaded). Consider recessing blocks to add further distinction. Except for the coping course, it is not recommended to set units forward beyond the front of the base course.



Technical Information	
Product	Wallstone Wall
Standard	ASTM C 1372
Flexural Strength	N/A
Compressive Strength	20.7 MPa
De-icing salts freeze-thaw durability	N/A
Density	2000 kg/m ²
Absorption	10.4%
Dimension Tolerance*	Length: ±3.2 mm Width: ±3.2 mm Height: ±3.2 mm

Applications: Retaining walls MAX 10 m (3.3 ft) Additional details: See our landscaping installation guide on our website.

Wallstone and Wedgestone Wall can be used separately or in combination for greater flexibility. Features: Suitable for gravity or grid, vertical or setback, straight or curved walls. All Wallstone Wall units come pre-split. End grooves on Wallstone Standard Units maintain interlock between courses, even when placed vertically. 2/3 of Standard Units are also double rock-faced. **Tips:** Patterned Wallstone walls can be stacked vertically up to 6 courses high.

Wedgestone® Wall

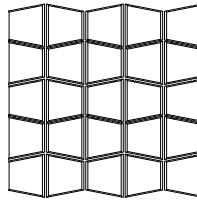
Available in Ottawa and Gatineau only

Standard	Metric (mm)	Imperial (in.)
	100 x 200 x 231 - 153	3 15/16 x 7 7/8 x 9 3/32 - 6
Weight/unit	9.27 kg	20.04 lb
Unit/area	-	4.00 units/ft ²
Area/cube	-	37.20 ft ²
Length/cube	-	113.60 lin. ft
Qty/cube	150 units	150 units
Weight/cube	1390 kg	3064 lb

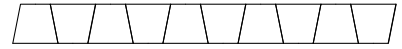
Code	Colour
16259334	Desert Grey Blend
16259335	Granite Blend

Production location	Cambridge
Sold by 25 pieces	


Typical Row



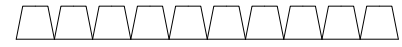
Laying Pattern




Top View



Pattern 1



Top View



Pattern 2



Technical Information

Product	Wedgestone Wall
Standard	ASTM C 1372
Flexural Strength	N/A
Compressive Strength	20.7 MPa
De-icing salts freeze-thaw durability	N/A
Density	2000 kg/m ³
Absorption	10.4%
Dimension Tolerance*	Length: ±3.2 mm Width: ±3.2 mm Height: ±3.2 mm

Applications: Retaining walls MAX 0.7 m (2'4")

Wallstone and Wedgestone Wall can be used separately or in combination for greater flexibility. Features: Suitable for gravity or grid, vertical or setback, straight or curved walls. All Wedgestone Wall units come pre-split. Wedgestone Wall units are 100% double rock-faced and reversible for inside and outside curves. Units create a 600 mm (2') outside radius without cutting. **Tips:** 4 Wedgestone Wall units are required for a rounded 90° corner, 16 pcs for a full circle.



Capping and Steps

- 70 Celtik 15-inch Modular Step System
- 71 Celtik Straight Capping
- 72 Lafitt Plus Capping and Step
- 73 Laguna Pool Capping
- 74 Leno Bullnose Capping
- 75 Marina Capping
- 76 Melville 14 x 24 DuraFusion Capping - **N**
- 77 Melville Plus Capping
- 78 Melville Plus Step
- 79 RB 24-inch Capping
- 80 Wallstone 12-inch Capping
- 81 Wedgestone Capping

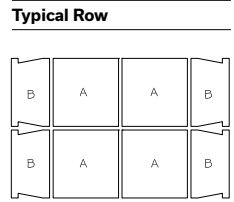
Celtik® 15-inch Modular Step System

	Metric (mm)	Imperial (in.)
	90 x 385 x 400	3 9/16 x 15 x 15 3/4
Weight/unit	35 kg	82 lb
Riser	90 x 225 x 400	3 9/16 x 8 7/8 x 15 3/4
Weight/unit	20 kg	39 lb
Qty/cube	20 sets 5 Rows	20 sets
Length/cube	8 lin. m	26.25 lin. ft
Weight/cube	1070 kg	2354 lb

A set includes 1 step and 1 riser. 4 pins are included in each set.

Code	Colour
16259056	Range Norvick Grey
16259059	Range Sheffield Beige and Black

Production location	Quebec
Sold as a kit	
Additional anchor pins F.O.B. plant	
Can be double stacked	



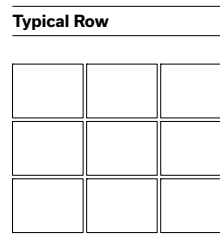
Technical Information

Product	Celtik 15-inch Modular Step
Standard	N/A
Flexural Strength	N/A
Compressive Strength	35 MPa
De-icing salts freeze-thaw durability	500 g/m ²
Density	2250 kg/m ³
Absorption	5%
Dimension Tolerance*	Length: ±2.0 mm Width: ±2.0 mm Height: -2.0 to +1.0 mm

Additional details: See our landscaping installation guide on our website.

Celtik® Straight Capping

	Metric (mm)	Imperial (in.)
	90 x 305 x 400	3 9/16 x 12 x 15 3/4
Weight/unit	27 kg	59 lb
Units/length	2.50 units/lin. m	0.76 unit/lin. ft
Length/row	3.60 lin. m	11.84 lin. ft
Length/cube	28.80 lin. m	94.74 lin. ft
Qty/cube	72 units 8 Rows	72 units
Weight/cube	1921 kg	4225 lb



Code	Colour
16259032	Range Norvick Grey
16259035	Range Sheffield Beige and Black

Production location	Trois-Rivières
Sold by piece	



Technical Information

Product	Celtik Straight Capping
Standard	ASTM C 1372
Flexural Strength	N/A
Compressive Strength	20.7 MPa
De-icing salts freeze-thaw durability	N/A
Density	2000 kg/m ²
Absorption	10.4%
Dimension Tolerance*	Length: ±3.2 mm Width: ±3.2 mm Height: ±3.2 mm

Additional details specific to this product are available by consulting our landscaping installation guide on our website.

Lafitt® Plus Capping and Step

Capping	Metric (mm)	Imperial (in.)
	90 x 305 x 400	3 9/16 x 12 x 15 3/4
Weight/unit	26.97 kg	59.4 lb
Units/length	2.50 units/lin. m	0.76 unit/lin. ft
Length/row	2.40 lin. m	7.88 lin. ft
Length/cube	21.60 lin. m	70.88 lin. ft
Qty/cube	54 units	9 Rows
Weight/cube	1456 kg	3210 lb



Code	Colour
16253731	Range Margaux Beige
16253724	Range Newport Grey
16253722	Range Scandina Grey
16253723	Rockland Black

Production location Metcalfe
 Can be double stacked
 Sold in full cubes

Step	Metric (mm)	Imperial (in.)
	90 x 400 x 400	3 9/16 x 15 3/4 x 15 3/4
Weight/unit	35.69 kg	78.6 lb
Length/cube	14.40 lin. m	47.25 lin. ft
Qty/cube	36 units	9 Rows
Weight/cube	1285 kg	2830 lb

Code	Colour
16253704	Range Margaux Beige
16253703	Range Newport Grey
16253702	Rockland Black
16253701	Range Scandina Grey

Production location Metcalfe
 Can be double stacked
 Sold in full cubes



Technical Information

Product	Lafitt Plus Capping
Standard	ASTM C 1372
Flexural Strength	N/A
Compressive Strength	20.7 MPa
De-icing salts freeze-thaw durability	N/A
Density	2000 kg/m ²
Absorption	10.4%
Dimension Tolerance*	Length: ±3.2 mm Width: ±3.2 mm Height: ±3.2 mm



Technical Information

Product	Lafitt Plus Step
Standard	N/A
Flexural Strength	N/A
Compressive Strength	35 MPa
De-icing salts freeze-thaw durability	500 g/m ²
Density	2250 kg/m ²
Absorption	5%
Dimension Tolerance*	Length: ±2.0 mm Width: ±2.0 mm Height: -2.0 to +1.0 mm

Additional details: See our landscaping installation guide on our website.

Laguna® Capping

	Metric (mm)	Imperial (in.)
	60 x 360 x 610	2 3/8 x 14 3/16 x 24
Weight/unit	33 kg	72 lb
Units/length	1.64 units/lin. m	0.50 unit/lin. ft
Length/row	2.44 lin. m	8.00 lin. ft
Length/cube	17.08 lin. m	56.00 lin. ft
Qty/cube	28 units 7 Rows	28 units
Weight/cube	916 kg	2015 lb

Code	Colour
10503053	Alpine Grey
10506372	Sterling Grey

Production location	Montreal
Sold by piece	

Typical Row



Technical Information

Product	Laguna Capping
Standard	ASTM C 1372
Flexural Strength	N/A
Compressive Strength	20.7 MPa
De-icing salts freeze-thaw durability	N/A
Density	2000 kg/m ²
Absorption	10.4%
Dimension Tolerance*	Length: ±3.2 mm Width: ±3.2 mm Height: ±3.2 mm


We do not recommend using Laguna Pool Capping as a step unit. Additional details: See our landscaping installation guide on our website.

Leno Bullnose Capping

	Metric (mm)	Imperial (in.)
	60 x 305 x 915	2 3/8 x 12 x 36
Weight/unit	40 kg	88 lb
Unit/area	3.58 units/lin. m	0.33 unit/lin. ft
Length/row	10.98 lin. m	36 lin. ft
Length/cube	21.96 lin. m	72 lin. ft
Qty/cube	24 units 2 Rows	24 units
Weight/cube	969 kg	2136 lb

Code	Colour
121000280	Range Amber Beige
121000278	Range Shaded Grey
121000277	Range Scandina Grey
121000279	Rockland Black

Production location	Québec
Cannot be double stacked	



Technical Information

Product	Leno Bullnose Capping
Standard	ASTM C 1372
Flexural Strength	N/A
Compressive Strength	20.7 MPa
De-icing salts freeze-thaw durability	N/A
Density	2000 kg/m ²
Absorption	10.4%
Dimension Tolerance*	Length: ±3.2 mm Width: ±3.2 mm Height: ±3.2 mm

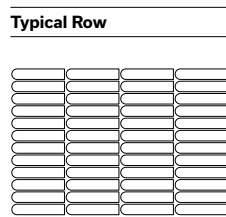
Additional details specific to this product are available by consulting our landscaping installation guide on our website.

Marina® Capping [≡]

	Metric (mm)	Imperial (in.)
	60 x 150 x 300	2 3/8 x 5 15/16 x 11 13/16
Weight/unit	6.3 kg	13 lb
Units/length	6.60 units/lin. m	2.02 units/lin. ft
Length/row	7.20 lin. m	23.50 lin. ft
Length/cube	21.60 lin. m	70.50 lin. ft
Qty/cube	144 units 3 Rows	144 units
Weight/cube	936 kg	2059 lb

Code	Colour
121000140	Range Scandina Grey
10504189	Rockland Black

Production location	Montreal
Sold by piece	






Technical Information

Product	Marina Capping
Standard	ASTM C 1372
Flexural Strength	N/A
Compressive Strength	20.7 MPa
De-icing salts freeze-thaw durability	N/A
Density	2000 kg/m ²
Absorption	10.4%
Dimension Tolerance*	Length: ±3.2 mm Width: ±3.2 mm Height: ±3.2 mm

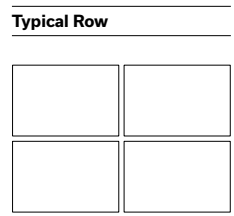
Additional details: See our landscaping installation guide on our website.

Melville® 14 x 24 DuraFusion Capping

	Metric (mm)	Imperial (in.)
	60 x 356 x 610	2 3/8 x 14 x 24
Weight/unit	31 kg	68 lb
Units/length	1.64 units/lin. m	0.5 unit/lin. ft
Length/row	2.44 lin. m	8 lin. ft
Length/cube	21.96 lin. m	72 lin. ft
Qty/cube	36 units	9 Rows
Weight/cube	1116 kg	2461 lb

Code	Colour DuraFusion	
121000617	Amber	
121000542	Newport	
121000541	Scandina	

Production location	Milton
Can be double stacked	



Technical Information	
Product	Melville 14 x 24 DuraFusion Capping
Standard	ASTM C 1372
Flexural Strength	N/A
Compressive Strength	20.7 MPa
De-icing salts freeze-thaw durability	N/A
Density	2000 kg/m ²
Absorption	10.4%
Dimension Tolerance*	Length: ±3.2 mm Width: ±3.2 mm Height: ±3.2 mm

Additional details: See our landscaping installation guide on our website.

Melville® Plus Capping [≡]

Capping 60	Metric (mm)	Imperial (in.)
	60 x 305 x 600	2 3/8 x 12 x 23 5/8
Weight/unit	25 kg	56 lb
Units/length	1.67 units/lin. m	0.51 unit/lin. ft
Length/row	3.60 lin. m	11.81 lin. ft
Length/cube	25.20 lin. m	82.67 lin. ft
Qty/cube	42 units 7 Rows	42 units
Weight/cube	1081 kg	2381 lb

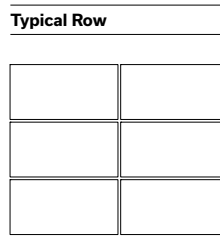
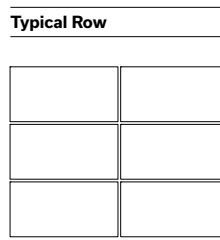
Code	Colour
16253909	Range Amber Beige
16253908	Range Margaux Beige
16253906	Range Newport Grey
16253907	Range Scandina Grey
16253916	Range Shaded Grey
16253692	Rockland Black

Production location Montreal, Quebec and Metcalfe
 Can be double stacked
 Sold by piece

Capping 90	Metric (mm)	Imperial (in.)
	90 x 305 x 600	3 9/16 x 12 x 23 5/8
Weight/unit	39 kg	86 lb
Units/length	1.67 units/lin. m	0.51 unit/lin. ft
Length/row	3.60 lin. m	11.81 lin. ft
Length/cube	25.20 lin. m	82.67 lin. ft
Qty/cube	42 units 7 Rows	42 units
Weight/cube	1624 kg	3580 lb

Code	Colour
121000150	Range Amber Beige
121000149	Range Newport Grey
121000148	Range Scandina Grey
121000147	Rockland Black

Production location Quebec
 Can be double stacked
 Sold by piece



Technical Information

Product	Melville Plus Capping
Standard	ASTM C 1372
Flexural Strength	N/A
Compressive Strength	20.7 MPa
De-icing salts freeze-thaw durability	N/A
Density	2000 kg/m ³
Absorption	10.4%
Dimension Tolerance*	Length: ±3.2 mm Width: ±3.2 mm Height: ±3.2 mm

Additional details: See our landscaping installation guide on our website.

Melville® Plus Step

Step 60	Metric (mm)	Imperial (in.)
	60 x 400 x 600	2 3/8 x 15 3/4 x 23 5/8
Weight/unit	33 kg	72 lb
Length/cube	16.80 lin. m	55.09 lin. ft
Qty/cube	28 units 7 Rows	28 units
Weight/cube	947 kg	2083 lb

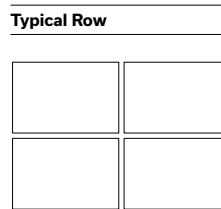
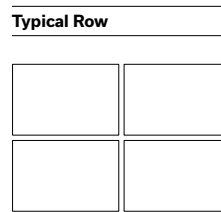
Code	Colour
16253931	Range Amber Beige
16253918	Range Scandina Grey
16253919	Range Shaded Grey
16253917	Rockland Black

Production location Metcalfe
 Can be double stacked
 Sold by piece

Step 90	Metric (mm)	Imperial (in.)
	90 x 400 x 600	3 9/16 x 15 3/4 x 23 5/8
Weight/unit	50 kg	109 lb
Length/cube	16.80 lin. m	55.09 lin. ft
Qty/cube	28 units 7 Rows	28 units
Weight/cube	1418 kg	3126 lb

Code	Colour
16253734	Range Amber Beige
16253739	Range Margaux Beige
16253932	Range Newport Grey
16253733	Range Scandina Grey
16253737	Range Shaded Grey
16253738	Rockland Black

Production location Metcalfe
 Can be double stacked
 Sold by piece



Technical Information

Product	Melville Plus Step
Standard	N/A
Flexural Strength	N/A
Compressive Strength	35 MPa
De-icing salts freeze-thaw durability	500 g/m ²
Density	2250 kg/m ²
Absorption	5%
Dimension Tolerance*	Length: ±2.0 mm Width: ±2.0 mm Height: -2.0 to +1.0 mm

Additional details: See our landscaping installation guide on our website.


RB 24 inch Wall Capping

Available in Ottawa and Gatineau only

Pre-Split	Metric (mm)	Imperial (in.)
	75 x 300 x 610	2 15/16 x 11 7/8 x 24
Weight/unit	29.75 kg	65.56 lb
Unit/area	-	2.00 units/ft ²
Length/cube	-	64.0 lin. ft
Qty/cube	32 units 4 Rows	32 units
Weight/unit	952 kg	2098 lb

Code	Colour
16251369	Grey
16251368	Granite Blend
16251874	Sierra Black

Production location	Cambridge
Can be double stacked	
Sold by layer (8 units)	



Technical Information

Product	RB 24-inch Wall Capping
Standard	ASTM C 1372
Flexural Strength	N/A
Compressive Strength	20.7 MPa
De-icing salts freeze-thaw durability	N/A
Density	2000 kg/m ²
Absorption	10.4%
Dimension Tolerance*	Length: ±3.2 mm Width: ±3.2 mm Height: ±3.2 mm

Additional details: See our landscaping installation guide on our website.

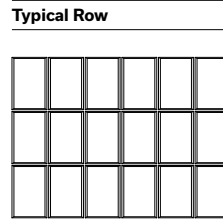
Wallstone 12 inch Capping

Available in Ottawa and Gatineau only

	Metric (mm)	Imperial (in.)
	100 x 200 x 300	3 15/16 x 7 7/8 x 11 13/16
Weight/unit	13.10 kg	28.90 lb
Units/length	-	3.1 units/ft ²
Length/row	-	106.30 lin. ft
Qty/cube	108 units 6 Rows	108 units
Weight/cube	1433 kg	3159 lb

Code	Colour
16259305	Desert Grey Blend
16259306	Granite Blend

Production location	Cambridge
Sold by	18 pieces



Technical Information

Product	Wallstone 12-inch Capping
Standard	ASTM C 1372
Flexural Strength	N/A
Compressive Strength	20.7 MPa
De-icing salts freeze-thaw durability	N/A
Density	2000 kg/m ²
Absorption	10.4%
Dimension Tolerance*	Length: ±3.2 mm Width: ±3.2 mm Height: ±3.2 mm

Additional details: See our landscaping installation guide on our website.

Wedgestone Capping

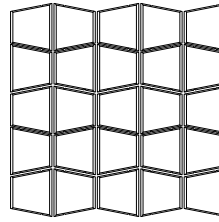
Available in Ottawa and Gatineau only

	Metric (mm)	Imperial (in.)
	100 x 200 x 231 / 153	3 15/16 x 7 7/8 x 9 3/32 / 6
Weight/unit	8.35 kg	18.40 lb
Length/cube	-	113.60 lin. ft
Qty/cube	150 units 6 Rows	150 units
Weight/cube	1390 kg	3064 lb

Code	Colour
16259328	Desert Grey Blend
16259329	Granite Blend

Production location	Cambridge
Sold by 25 pieces	

Typical Row



Technical Information

Product	Wedgestone Capping
Standard	ASTM C 1372
Flexural Strength	N/A
Compressive Strength	20.7 MPa
De-icing salts freeze-thaw durability	N/A
Density	2000 kg/m ²
Absorption	10.4%
Dimension Tolerance*	Length: ±3.2 mm Width: ±3.2 mm Height: ±3.2 mm

Additional details: See our landscaping installation guide on our website.





Mega Steps

84 Mega Lafitt Plus

85 Mega Melville Plus

Mega Lafitt® Plus Step

	Metric (mm)	Imperial (in.)
	180 x 406 x 1219	7 x 16 x 48
Weight/unit	201 kg	444 lb
Length/cube	7.31 lin. m	24 lin. ft
Qty/cube	6 units 3 Rows	6 units
Weight/cube	1208 kg	2663 lb

Code	Colour
16204026	Range Margaux Beige
16203211	Range Newport Grey
16204028	Rockland Black

Production location	Woodstock
Sold by piece	

Typical Row



Technical Information

Product	Mega Lafitt Plus Step
Standard	N/A
Flexural Strength	N/A
Compressive Strength	35 MPa
De-icing salts freeze-thaw durability	500 g/m ²
Density	2250 kg/m ³
Absorption	5%
Dimension Tolerance*	Length: ±2.0 mm Width: ±2.0 mm Height: -2.0 to +1.0 mm

Given the weight of this step unit, it is highly recommended to use suction-based lifting equipment for handling and placement (avoid manual installation), or specialized handling equipment such as a clamp adapted for this type of product. The Grande wall unit clamp can also be used. Additional details: See our landscaping installation guide on our website.

Mega Melville® Plus Step [≡]

	Metric (mm)	Imperial (in.)
	180 x 406 x 1219	7 x 16 x 48
Weight/unit	203 kg	447 lb
Length/cube	7.31 lin. m	24 lin. ft
Qty/cube	6 units 3 Rows	6 units
Weight/cube	1243 kg	2740 lb

Code	Colour
10050116	Range Scandina Grey
10050113	Range Amber Beige
10050111	Rockland Black
10050092	Range Newport Grey
10050112	Range Shaded Grey

Production location	Quebec
Sold by piece	


Typical Row



Technical Information

Product	Mega Melville Plus Step
Standard	N/A
Flexural Strength	N/A
Compressive Strength	35 MPa
De-icing salts freeze-thaw durability	500 g/m ²
Density	2250 kg/m ²
Absorption	5%
Dimension Tolerance*	Length: ±2.0 mm Width: ±2.0 mm Height: -2.0 to +1.0 mm

Given the weight of this step unit, it is highly recommended to use suction-based lifting equipment for handling and placement (avoid manual installation), or specialized handling equipment such as a clamp adapted for this type of product. The Grande wall unit clamp can also be used. Additional details: See our landscaping installation guide on our website.





Curbs

- 88 Celtik
- 89 Lafitt
- 90 Melville
- 91 Novo
- 92 Universal

Celtik® Curb

	Metric (mm)	Imperial (in.)
	110 x 90 x variable	4 5/16 x 3 9/16 x variable
Weight/unit (avg.)	6 kg	12 lb
Units/length	4.25 units/lin. m	1.30 units/lin. ft
Length/row	7.92 lin. m	26.00 lin. ft
Length/cube	31.68 lin. m 4 Rows	104.00 lin. ft
Qty/cube	A = 32 B = 32 C = 32 D = 32	
Weight/cube	778 kg	1711 lb

In order to facilitate orders by half layer (13 lin. ft) each row includes boxes of anchors. Each box contains 16 anchors and nails.

Code	Colour
14109008	Range Norvick Grey
14109005	Range Sheffield Beige and Black

Production location	Trois-Rivières
---------------------	----------------

Typical Row

A	B	C	A
A	B	C	A
A	B	C	A
A	B	C	A
A	B	C	A
A	B	C	A
A	B	C	A
A	B	C	A



Technical Information

Product	Celtik Curb
Standard	N/A
Flexural Strength	N/A
Compressive Strength	30 MPa
De-icing salts freeze-thaw durability	500 g/m ²
Density	2250 kg/m ²
Absorption	5%
Dimension Tolerance*	Length: ±2.0 mm Width: ±2.0 mm Height: ±2.0 mm

Additional details: See our landscaping installation guide on our website.

Lafitt® Curb

	Metric (mm)	Imperial (in.)
	125 x 115 x 600	4 7/8 x 4 1/2 x 23 5/8
Weight/unit	20 kg	43 lb
Units/length	1.67 units/lin. m	0.51 unit/lin. ft
Length/row	8.39 lin. m	27.51 lin. ft
Length/cube	33.56 lin. m 4 Rows	110.04 lin. ft
Qty/cube	56 units	56 units
Weight/cube	1100 kg	2424 lb

Code	Colour - Prestige
12053556	Rockland Black
12053567	Range Margaux Beige

	Colour - Standard
12053547	Range Newport Grey

Production location	Montreal
Sold by layer	

Typical Row



Technical Information

Product	Lafitt Curb
Standard	N/A
Flexural Strength	N/A
Compressive Strength	30 MPa
De-icing salts freeze-thaw durability	500 g/m ²
Density	2250 kg/m ²
Absorption	5%
Dimension Tolerance*	Length: ±2.0 mm Width: ±2.0 mm Height: ±2.0 mm

Additional details: See our landscaping installation guide on our website.

Melville® Curb

	Metric (mm)	Imperial (in.)
	125 x 115 x 600	4 7/8 x 4 1/2 x 23 5/8
Weight/unit	20 kg	45 lb
Units/length	1.67 units/lin. m	0.51 unit/lin. ft
Length/row	8.39 lin. m	27.51 lin. ft
Length/cube	33.56 lin. m 4 Rows	110.04 lin. ft
Qty/cube	56 units	56 units
Weight/cube	1137 kg	2503 lb

Code	Colour - Prestige
12053564	Range Amber Beige
12052496	Rockland Black
12052101	Range Scandina Grey
Colour - Standard	
12053563	Range Shaded Grey

Production location	Montreal
Can be double stacked	
Sold by layer	

Typical Row	



Technical Information

Product	Melville Curb
Standard	N/A
Flexural Strength	N/A
Compressive Strength	30 MPa
De-icing salts freeze-thaw durability	500 g/m ²
Density	2250 kg/m ²
Absorption	5%
Dimension Tolerance*	Length: ±2.0 mm Width: ±2.0 mm Height: ±2.0 mm

Additional details: See our landscaping installation guide on our website.

Novo Curb

	Metric (mm)	Imperial (in.)
	178 x 152.5 x 610	7 x 6 x 24
Weight/unit	39 kg	85 lb
Units/length	0.61 lin. m	2 lin. ft
Length/row	7.32 lin. m	24 lin. ft
Length/cube	29.28 lin. m	96 lin. ft
Qty/cube	48 units 4 Rows	48 units
Weight/cube	1884 kg	4154 lb

Code	Colour Prestige
122000013	Range Amber Beige
122000011	Rockland Black
122000012	Range Scandina Grey

Production location	Quebec
---------------------	--------

Typical Row	



Technical Information

Product	Novo Curb
Standard	N/A
Flexural Strength	N/A
Compressive Strength	30 MPa
De-icing salts freeze-thaw durability	500 g/m ²
Density	2250 kg/m ²
Absorption	5%
Dimension Tolerance*	Length: ±2.0 mm Width: ±2.0 mm Height: ±2.0 mm


Additional details: See our landscaping installation guide on our website.

Universal Curb

Straight	Metric (mm)	Imperial (in.)
	200 x 80 x 1000	8 x 3 1/8 x 39
Weight/unit	37 kg	81 lb
Units/length	1.00 units/lin. m	0.31 unit/lin. ft
Qty/cube	40 units 4 Rows	40 units
Weight/cube	1497 kg	3293 lb

Code	Colour
14209010	Grey

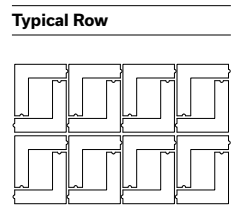
Production location	Montreal and Quebec
---------------------	---------------------



Corner 90°	Metric	Imperial
	200 x 80 x 300	8 x 3 1/8 x 12
Weight/unit	19 kg	42 lb
Qty/cube	64 units 4 Rows	64 units
Weight/cube	1261 kg	2774 lb

Code	Colour
14209015	Grey

Production location	Quebec
---------------------	--------



Technical Information

Product	Universal Curb
Standard	N/A
Flexural Strength	N/A
Compressive Strength	30 MPa
De-icing salts freeze-thaw durability	500 g/m ²
Density	2250 kg/m ²
Absorption	5%
Dimension Tolerance*	Length: ±2.0 mm Width: ±2.0 mm Height: ±2.0 mm

Additional details: See our landscaping installation guide on our website.



Mirage Porcelain Tiles

94 November - N

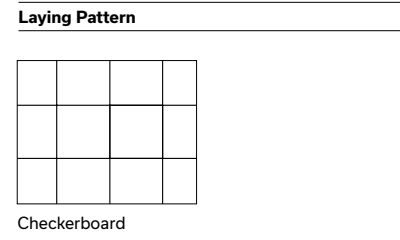

A refined collection inspired by stone and designed to enhance your interiors with elegance and simplicity.

November Mirage Porcelain Tile

	Metric (mm)	Imperial (in.)
	20 x 600 x 600	3/4 x 23 5/8 x 23 5/8
Weight/unit	16.3 kg	36 lb
Weight/box	32.7 kg	72 lb
Area/unit	0.36 m ²	3.88 ft ²
Area/cube	21.60 m ²	232.50 ft ²
Qty/cube	30 boxes (60 units)	
Weight/cube	980 kg	2160 lb

Code	Colour
127001466	Land
127001467	Rain
127001465	Warm
127001468	Wind

Production location	Montreal and Milton
Sold by box of two units	



Mirage Porcelain Tiles are designated exclusively for pedestrian applications. Cover snow removal tools with Teflon or neoprene protectors to minimize the risk of damage from scratches. Laying patterns are for design purposes only. Permacon shall not be responsible for excess or shortage of material. Mirage Porcelain Tiles are not designed for installation on pedestals. Additional details: See our landscaping installation guide on our website

Polymeric Sands

Polymeric Sand SMARTSAND	Metric (mm)	Imperial (in.)
Weight per bag	22.73 kg	50 lb
Bags/cube	56 bags	
Code	Colour	
40101218	Tan	
40101219	Granite	
40101220	Urban Grey	
Non returnable pallet		

Polymeric Sand HP NextGel	Metric (mm)	Imperial (in.)
Weight per bag	22.73 kg	50 lb
Bags/cube	56 bags	
Code	Colour	
40100596	Tan	
40100597	Granite	
40100598	Urban Grey	
40105613	Ivory	
40108003	Black	
Non returnable pallet		

NOCO Jointing Product	Metric (mm)	Imperial (in.)
Weight per bag	22.73 kg	50 lb
Bags/cube	56 bags	
Code	Colour	
40104121	Desert Tan	
40104120	Iron Grey	
Non returnable pallet		

EDGE BOND	Metric (mm)	Imperial (in.)
Weight per bag	22.7 kg	50 lb
Bags/cube	56 bags	
Code	Colour	
70972432	Grey	
Non returnable pallet		

STORM Jointing Compound	Metric (mm)	Imperial (in.)
Weight per bucket	18.1 kg	40 lb
Buckets/cube	50 buckets	
Code	Colour	
40105082	Tan	
40105084	Granite	
141000028	Ivory	
40100613	Black	
Non returnable pallet		



Techniseal Polymeric Sand Chart for Filling Joints for Pavers and Slabs

Surface per bag of 22.7 kg (50 lb)

Pavers	ft²	m²	Slabs	ft²	m²
Brooklyn Paver	67	6.19	Cassara Large Rectangle Slab	162	15.02
Capio Paver	160	14.84	City Slab	231	21.49
Cassara Large Rectangle Paver	97	9.01	Esbelto Slab	235	21.85
Esbelto DuraFusion Paver	176	16.39	Esbelto DuraFusion Slab	235	21.85
Mega Melville Paver	309	28.74	Mega Melville Slab	412	38.32
Melia 6 x 6 DuraFusion Paver	89	8.22	Melia DuraFusion Slab	265	24.62
Melville 60 Small Rectangle Paver	147	13.61	Melia 18 x 36 DuraFusion Slab	353	32.81
Melville 80 Paver	160	14.84	Melville 18 x 36 DuraFusion Slab - N	353	32.81
Melville 80 Small Rectangle Paver	110	10.21	Melville 24 x 24 Slab	353	32.79
Melville 80 DuraFusion Paver	160	14.84	Melville 60 Slab	213	19.78
Melville Classic / Niagara Paver	103	9.57	Melville 60 DuraFusion Slab	213	19.78
Melville Plank Paver - Large	96	8.96	Metrik Slab	85	7.92
Melville Plank Paver - Slim	83	7.74	Mondrian Plus 60 Slab	65	6.03
Mondrian Plus 60 Small Rectangle Paver	46	4.24	Rosebel Slab	87	8.12
Mondrian Plus 80 Paver	49	4.52	Wilfrid Slab	347	32.27
Mondrian Plus 80 Small Rectangle Paver	34	3.18	Vertex Slab	207	19.27
Paleo Plus Paver	71	6.60			
Trafalgar 60 Paver	59	5.48			
Vendome 80 Paver	33	3.06			
Vendome 60 Paver	44	4.08			





Architectural Landscape

- 98 AquaPave Paver
- 99 Boulevard 300 Paver
- 101 Boulevard 500 Paver
- 102 Boulevard Drain Paver
- 103 Boulevard Hexagon Paver
- 104 Boulevard Striated Paver
- 105 Boulevard Tactile Paver
- 106 Boulevard Verde Paver
- 107 Boulevard TLI 80 Paver
- 108 Boulevard TLI 100 Paver
- 109 Boulevard TLI 150 Paver
- 110 Paleo-Tec Paver
- 111 Vertex Paver
- 112 Keystone Wall
- 113 Keystone Capping
- 114 SmartCast Reflect Slab
- 115 Urban Slab
- 116 Versailles Slab
- 117 Pedestals
- 118 Institutional Curbs

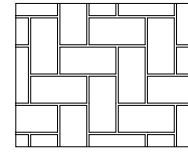
	Metric (mm)	Imperial (in.)
	80 x 98 x 198	3 1/8 x 3 41/48 x 7
Weight/unit	3 kg	8 lb
Area/unit	0.42 m ²	4.58 ft ²
Area/cube	8.77 m ²	94.40 ft ²
Length/cube	132.60 lin. ft (rectangles only)	
Qty/cube	464 units (400 rectangles, 64 half-stone)	
Weight/cube	1608 kg	3545 lb

Code	Colour
10501969	Natural

Contact your sales representative for custom colours.

Packaged in herringbone to facilitate mechanical installation

Laying Pattern



Herringbone



Technical Information

Product	AquaPave Paver
Standard	CSA A231.2
Flexural Strength	N/A
Compressive Strength	μ 50 MPa ≥ 45 MPa
De-icing salts freeze-thaw durability	225 g/m ² after 28 cycles 500 g/m ² after 49 cycles
Density	N/A
Absorption	N/A
Dimension Tolerance*	Length: -1.0 to +2.0 mm Width: -1.0 to +2.0 mm Height: ±3.0 mm

Joint spacing is 6 mm (0.24 in.) which allows an initial surface infiltration rate of +/- 3 018 mm/hr.

Cover snow removal tools with Teflon or neoprene protectors to minimize the risk of damage from scratches. Laying patterns are for design purposes only. Permacon shall not be responsible for excess or shortage of material.

Boulevard 300 Paver




Colour - Smooth


White - Smooth
Cinder Grey - Smooth
Charcoal - Smooth
Black ETX - Smooth
Light Grey - Smooth
Beige Grey - Smooth
Beige - Smooth
Red - Smooth
Brown - Smooth

Colour - Textured


White - Granitech
Cinder Grey - Granitech
Charcoal - Granitech
Black ETX - Granitech
Light Grey - Granitech
Beige Grey - Granitech
Beige - Granitech
Red - Granitech
Brown - Granitech

100 x 300 	Metric (mm)	Imperial (in.)
A	100 x 100 x 300	4 x 4 x 11 13/16
Unit/area	33.33 units/m ²	3.05 units/ft ²
Cube/ft ³	72.33	10.33 per row
Mass/ft ³	22.33 kg	49.13 lb


Sold separately

100 x 450 	Metric (mm)	Imperial (in.)
B	100 x 100 x 450	4 x 4 x 17 3/4
Unit/area	22.22 units/m ²	2.06 units/ft ²
Cube/ft ³	85.28	10.66 per row
Mass/ft ³	22.33 kg	49.13 lb


Sold separately

150 x 450 	Metric (mm)	Imperial (in.)
C	100 x 150 x 450	4 x 5 7/8 x 17 3/4
Unit/area	14.81 units/m ²	1.37 units/ft ²
Cube/ft ³	81.36	10.17 per row
Mass/ft ³	22.33 kg	49.13 lb


Sold separately

150 x 150 	Metric (mm)	Imperial (in.)
D	100 x 150 x 150	4 x 5 7/8 x 5 7/8
Unit/area	44.44 units/m ²	4.12 units/ft ²
Cube/ft ³	81.36	10.17 per row
Mass/ft ³	22.33 kg	49.13 lb

Sold separately






150 x 300 	Metric (mm)	Imperial (in.)
E	100 x 150 x 300	4 x 5 7/8 x 11 13/16
Unit/area	22.22 units/m ²	2.06 units/ft ²
Cube/ft ³	69.78	11.63 per row
Mass/ft ³	22.33 kg	49.13 lb

Sold separately


300 x 300 	Metric (mm)	Imperial (in.)
F	100 x 300 x 300	4 x 11 13/16 x 11 13/16
Unit/area	11.11 units/m ²	1.03 units/ft ²
Cube/ft ³	69.78	11.63 per row
Mass/ft ³	22.33 kg	49.13 lb

Sold separately

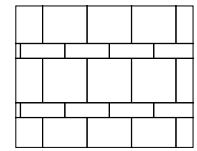
Typical Row



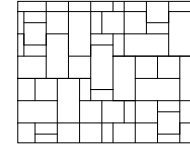
Laying Pattern



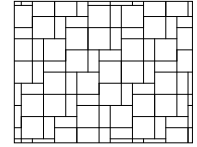
Linear
100% A, B, C, E or H



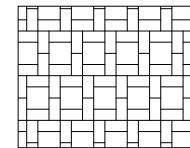
Linear modified
75% F + 25% A



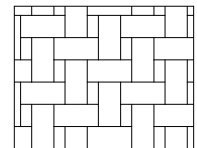
Modular
67% H + 21% F +
12% E



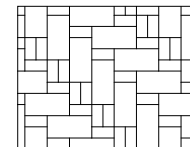
Modular
50% I + 50%
50% F + 50% E



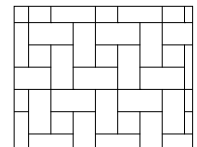
Modular
67% I + 33% H
67% F + 33% E



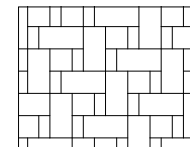
Modular
89% H + 11% E



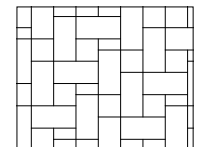
Modular
67% H + 33% E



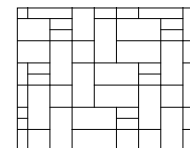
Modular
89% E + 11% D
89% H + 11% F



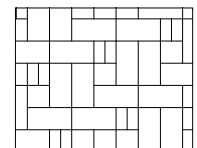
Modular
67% H + 25% F + 8% E



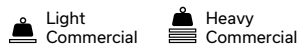
Modular
71% H + 25% F + 5% E




Modular
80% H + 10% F +
10% E




Modular
80% H + 10% F +
10% E




Boulevard 300 Paver - cont'd

200 x 400 	Metric (mm)	Imperial (in.)
K	100 x 200 x 400	4 x 7 7/8 x 15 3/4
Unit/area	12.50 units/m ²	1.16 units/ft ²
Cube/ft ³	90.44	12.92 per row
Mass/ft ²	22.33 kg	49.13 lb


Sold separately

200 x 600 	Metric (mm)	Imperial (in.)
G	100 x 200 x 600	4 x 7 7/8 x 23 5/8
Unit/area	8.33 units/m ²	0.77 unit/ft ²
Cube/ft ³	72.31	10.33 per row
Mass/ft ²	22.33 kg	49.13 lb

Sold separately

300 x 600 	Metric (mm)	Imperial (in.)
H	100 x 300 x 600	4 x 11 13/16 x 23 5/8
Unit/area	5.55 units/m ²	0.52 unit/ft ²
Cube/ft ³	69.78	11.63 per row
Mass/ft ²	22.33 kg	49.13 lb

Sold separately



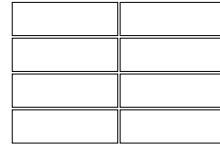

600 x 600 	Metric (mm)	Imperial (in.)
I	100 x 600 x 600	4 x 23 5/8 x 23 5/8
Unit/area	2.77 units/m ²	0.26 unit/ft ²
Cube/ft ³	46.5	7.75 per row
Mass/ft ²	22.33 kg	49.13 lb

Sold separately

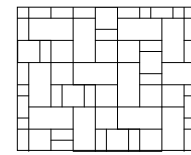
 Light Commercial



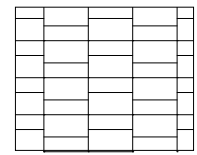
Typical Row



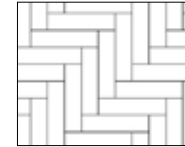
Laying Pattern



Modular
50% H + 38% F + 12% E



Checkerboard modified
60% E + 40% A



Herringbone
100% C, E or H



Technical Information

Product	Boulevard 300 Paver
Standard	CSA A231.2
Flexural Strength	N/A
Compressive Strength	μ 50 MPa ≥ 45 MPa
De-icing salts freeze-thaw durability	225 g/m ² after 28 cycles 500 g/m ² after 49 cycles
Density	N/A
Absorption	N/A
Dimension Tolerance*	Length: -1.0 to +2.0 mm Width: -1.0 to +2.0 mm Height: ±3.0 mm

Setting of joint-filling sand: Cover the vibrating plate with a removable rubber tread (neoprene or polypropylene). Cover the snow removal tools with Teflon or neoprene protectors to minimize the risk of damage from scratches or concrete shards. Laying patterns: These laying patterns are by way of example only and represent only a few of many possibilities. Permacon shall not be responsible for the excess or shortage of pavers resulting from installation according to these laying patterns.


Boulevard 500 Paver




Colour - Smooth
White - Smooth
Cinder Grey - Smooth
Charcoal - Smooth
Black ETX - Smooth
Light Grey - Smooth
Beige Grey - Smooth
Beige - Smooth
Red - Smooth
Brown - Smooth

Colour - Textured
White - Granitech
Cinder Grey - Granitech
Charcoal - Granitech
Black ETX - Granitech
Light Grey - Granitech
Beige Grey - Granitech
Beige - Granitech
Red - Granitech
Brown - Granitech

Laying Pattern



Linear




Checkerboard

500 x 500	Metric (mm)	Imperial (in.)
	100 x 500 x 500	4 x 19 11/16 x 19 11/16
Unit/area	4 units/m ²	0.37 units/ft ²
Cube/ft ³	64.5	10.75 per row
Mass/ft ²	22.33 kg	49.13 lb

Sold separately

Typical Row



Technical Information

Product	Boulevard 500 Paver
Standard	CSA A231.2
Flexural Strength	N/A
Compressive Strength	μ 50 MPa ≥ 45 MPa
De-icing salts freeze-thaw durability	225 g/m ² after 28 cycles 500 g/m ² after 49 cycles
Density	N/A
Absorption	N/A
Dimension Tolerance*	Length: -1.0 to +2.0 mm Width: -1.0 to +2.0 mm Height: ±3.0 mm

Setting of joint-filling sand: Cover the vibrating plate with a removable rubber tread (neoprene or polypropylene). Cover the snow removal tools with Teflon or neoprene protectors to minimize the risk of damage from scratches or concrete shards. Laying patterns: These laying patterns are by way of example only and represent only a few of many possibilities. Permacon shall not be responsible for the excess or shortage of pavers resulting from installation according to these laying patterns.

Boulevard Drain Paver

Light Commercial ASTM #8 Aggregate jointing material

Colour - Smooth
White - Smooth
Cinder Grey - Smooth
Charcoal - Smooth
Black ETX - Smooth
Light Grey - Smooth
Beige Grey - Smooth
Beige - Smooth
Red - Smooth
Brown - Smooth

Colour - Textured
White - Granitech
Cinder Grey - Granitech
Charcoal - Granitech
Black ETX - Granitech
Light Grey - Granitech
Beige Grey - Granitech
Beige - Granitech
Red - Granitech
Brown - Granitech

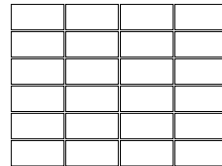

209 x 209	Metric (mm)	Imperial (in.)
	100 x 209 x 209	4 x 8 1/4 x 8 1/4
Unit/area	22.9 units/m ²	2.13 units/ft ²
Cube/ft ³	56.4	9.4 per row
Mass/ft ²	22.33 kg	49.13 lb

Sold separately

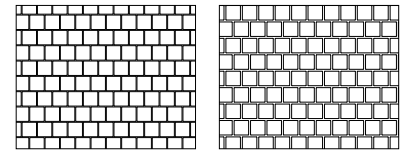
150 x 300	Metric (mm)	Imperial (in.)
	100 x 150 x 300	4 x 5 7/8 x 11 13/16
Unit/area	22.22 units/m ²	2.06 units/ft ²
Cube/ft ³	69.78	11.63 per row
Mass/ft ²	22.33 kg	49.13 lb

Sold separately

Typical Row

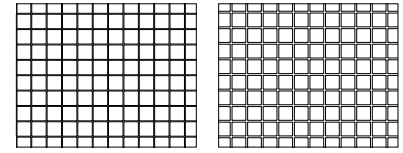


Laying Pattern 209 x 209



Linear


Linear



Checkerboard

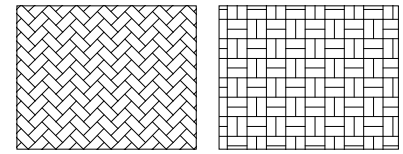
Checkerboard

Laying Pattern 150 x 300



Linear

Herringbone



Herringbone 45°

Parquet



Technical Information

Product	Boulevard Drain Paver
Standard	CSA A231.2
Flexural Strength	N/A
Compressive Strength	μ 50 MPa ≥ 45 MPa
De-icing salts freeze-thaw durability	225 g/m ² after 28 cycles 500 g/m ² after 49 cycles
Density	N/A
Absorption	N/A
Dimension Tolerance*	Length: -1.0 to +2.0 mm Width: -1.0 to +2.0 mm Height: ±3.0 mm

Boulevard Drain 209 x 209: Joint spacing is 12 mm (0.47 in.) which allows an initial surface infiltration rate of +/-17 387mm/hr. / Boulevard Drain 150 x 300: Joint spacing is 12 mm (0.47 in.)

Cover the snow removal tools with Teflon or neoprene protectors to minimize the risk of damage from scratches or concrete shards. Laying patterns: These laying patterns are by way of example only and represent only a few of many possibilities. Permacon shall not be responsible for the excess or shortage of pavers resulting from installation according to these laying patterns.

Boulevard Hexagon Paver Light Commercial

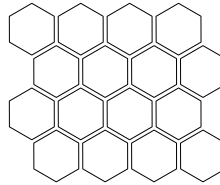
Colour - Smooth

- White - Smooth
- Cinder Grey - Smooth
- Charcoal - Smooth
- Black ETX - Smooth
- Light Grey - Smooth
- Beige Grey - Smooth
- Beige - Smooth
- Red - Smooth
- Brown - Smooth

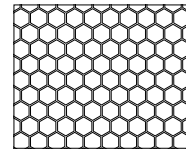
	Metric (mm)	Imperial (in.)
	100 x 256 x 300	4 x 10 1/16 x 11 13/16
Unit/area	13.23 units/m ²	1.23 units/ft ²
Cube/ft ³	68.32	9.76 per row
Mass/ft ²	22.33 kg	49.13 lb

Sold separately

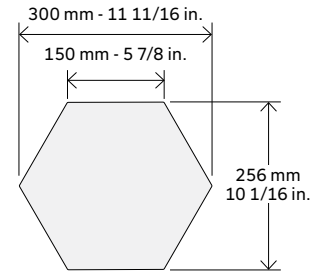
Typical Row



Laying Pattern



Checkerboard



Technical Information

Product	Boulevard Hexagon Paver
Standard	CSA A231.2
Flexural Strength	N/A
Compressive Strength	μ 50 MPa ≥ 45 MPa
De-icing salts freeze-thaw durability	225 g/m ² after 28 cycles 500 g/m ² after 49 cycles
Density	N/A
Absorption	N/A
Dimension Tolerance*	Length: -1.0 to +2.0 mm Width: -1.0 to +2.0 mm Height: ±3.0 mm

Setting of joint-filling sand: Cover the vibrating plate with a removable rubber tread (neoprene or polypropylene). Cover the snow removal tools with Teflon or neoprene protectors to minimize the risk of damage from scratches or concrete shards. Laying patterns: These laying patterns are by way of example only and represent only a few of many possibilities. Permacon shall not be responsible for the excess or shortage of pavers resulting from installation according to these laying patterns.

Boulevard Striated Paver Light Commercial

Colour

White

Cinder Grey

Charcoal

Black ETX

Light Grey

Beige Grey


Beige

Red

Brown

	Metric (mm)	Imperial (in.)
	100 x 300 x 300	4 x 11 13/16 x 11 13/16
Unit/area	11.11 units/m ²	1.03 units/ft ²
Cube/ft ³	69.78	11.63 per row
Mass/ft ²	22.33 kg	49.13 lb

Typical Row



Technical Information

Product	Boulevard Striated Paver
Standard	CSA A231.2
Flexural Strength	N/A
Compressive Strength	μ 50 MPa ≥ 45 MPa
De-icing salts freeze-thaw durability	225 g/m ² after 28 cycles 500 g/m ² after 49 cycles
Density	N/A
Absorption	N/A
Dimension Tolerance*	Length: -1.0 to +2.0 mm Width: -1.0 to +2.0 mm Height: ±3.0 mm

Setting of joint-filling sand: Cover the vibrating plate with a removable rubber tread (neoprene or polypropylene). Cover the snow removal tools with Teflon or neoprene protectors to minimize the risk of damage from scratches or concrete shards. Laying patterns: These laying patterns are by way of example only and represent only a few of many possibilities. Permacon shall not be responsible for the excess or shortage of pavers resulting from installation according to these laying patterns.


Boulevard Tactile Paver Light Commercial

Colour


Cinder Grey

	Metric (mm)	Imperial (in.)
	100 x 300 x 300	4 x 11 13/16 x 11 13/16
Unit/area	11.11 units/m ²	1.03 units/ft ²
Cube/ft ³	69.78	11.63 per row
Mass/ft ²	22.33 kg	49.13 lb


Typical Row



Laying Pattern



Linear



Checkerboard



Technical Information

Product	Boulevard Tactile Paver
Standard	CSA A231.2
Flexural Strength	N/A
Compressive Strength	μ 50 MPa ≥ 45 MPa
De-icing salts freeze-thaw durability	225 g/m ² after 28 cycles 500 g/m ² after 49 cycles
Density	N/A
Absorption	N/A
Dimension Tolerance*	Length: -1.0 to +2.0 mm Width: -1.0 to +2.0 mm Height: ±3.0 mm

Setting of joint-filling sand: Cover the vibrating plate with a removable rubber tread (neoprene or polypropylene). Cover the snow removal tools with Teflon or neoprene protectors to minimize the risk of damage from scratches or concrete shards. Laying patterns: These laying patterns are by way of example only and represent only a few of many possibilities. Permacon shall not be responsible for the excess or shortage of pavers resulting from installation according to these laying patterns.



Colour

White

Cinder Grey*

Charcoal

Black ETX

Light Grey

Beige Grey

Beige

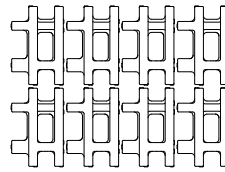
Red

Brown

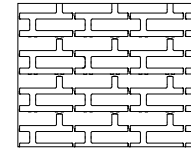
* In inventory

	Metric (mm)	Imperial (in.)
	100 x 300 x 450	4 x 11 13/16 x 17 3/4
Weight/unit	13 kg	28 lb
Unit/area	7.36 units/m ²	0.68 units/ft ²
Area/layer	1.09 m ²	11.72 ft ²
Area/cube	8.72 m ²	93.76 ft ²
Length/row	3.60 lin. m	11.81 lin. ft
Length/cube	28.80 lin. m	94.48 lin. ft
Qty/cube	64 units	64 units
Weight/cube	1003 kg	2213 lb

Typical Row



Laying Pattern



Checkerboard



Technical Information

Product	Boulevard Verde Paver
Standard	CSA A231.2
Flexural Strength	N/A
Compressive Strength	μ 50 MPa ≥ 45 MPa
De-icing salts freeze-thaw durability	225 g/m ² after 28 cycles 500 g/m ² after 49 cycles
Density	N/A
Absorption	N/A
Dimension Tolerance*	Length: -1.0 to +2.0 mm Width: -1.0 to +2.0 mm Height: ±3.0 mm

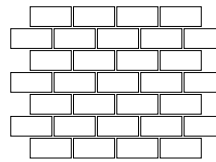
Cover the snow removal tools with Teflon or neoprene protectors to minimize the risk of damage from scratches or concrete shards. Laying patterns: These laying patterns are by way of example only and represent only a few of many possibilities. Permacon shall not be responsible for the excess or shortage of pavers resulting from installation according to these laying patterns.

Colour - Smooth


- White - Smooth
- Cinder Grey - Smooth
- Charcoal - Smooth
- Black ETX - Smooth
- Light Grey - Smooth
- Beige Grey - Smooth
- Beige - Smooth
- Red - Smooth
- Brown - Smooth

	Metric (mm)	Imperial (in.)
	80 x 120 x 240	3 1/8 x 4 3/4 x 9 1/2
Unit/area	34.7 units/m ²	3.23 units/ft ²
Cube/ft ³	115.32	9.61 per row
Mass/ft ³	17.36 kg	38.19 lb
Sold separately		

Typical Row



Laying Pattern



Mechanical



Technical Information

Product	Boulevard TLI 80 Paver
Standard	CSA A231.2
Flexural Strength	N/A
Compressive Strength	μ 50 MPa ≥ 45 MPa
De-icing salts freeze-thaw durability	225 g/m ² after 28 cycles 500 g/m ² after 49 cycles
Density	N/A
Absorption	N/A
Dimension Tolerance*	Length: -1.0 to +2.0 mm Width: -1.0 to +2.0 mm Height: ±3.0 mm


Setting of joint-filling sand: Cover the vibrating plate with a removable rubber tread (neoprene or polypropylene). Cover the snow removal tools with Teflon or neoprene protectors to minimize the risk of damage from scratches or concrete shards. Laying patterns: These laying patterns are by way of example only and represent only a few of many possibilities. Permacon shall not be responsible for the excess or shortage of pavers resulting from installation according to these laying patterns.

Boulevard TLI 100 Paver




Colour - Smooth
White - Smooth
Cinder Grey - Smooth
Charcoal - Smooth
Black ETX - Smooth
Light Grey - Smooth
Beige Grey - Smooth
Beige - Smooth
Red - Smooth
Brown - Smooth


Colour - Textured
White - Granitech
Cinder Grey - Granitech
Charcoal - Granitech
Black ETX - Granitech
Light Grey - Granitech
Beige Grey - Granitech
Beige - Granitech
Red - Granitech
Brown - Granitech

150 x 300 	Metric (mm)	Imperial (in.)
	100 x 150 x 300	4 x 5 7/8 x 11 13/16
Unit/area	22.22 units/m ²	2.06 units/ft ²
Cube/ft ³	69.78	11.63 per row
Mass/ft ²	22.33 kg	49.13 lb

Sold separately



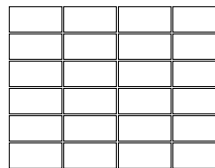
300 x 300 	Metric (mm)	Imperial (in.)
	100 x 300 x 300	4 x 11 13/16 x 11 13/16
Unit/area	11.11 units/m ²	1.03 units/ft ²
Cube/ft ³	69.78	11.63 per row
Mass/ft ²	22.33 kg	49.13 lb

Sold separately


300 x 700 	Metric (mm)	Imperial (in.)
	100 x 300 x 700	4 x 11 13/16 x 27 9/16
Unit/area	22.8 units/m ²	50.16 units/ft ²
Cube/ft ³	54.24	6.78 per row
Mass/ft ²	22.33 kg	49.13 lb

Sold separately

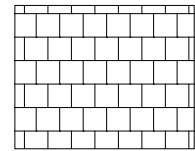
Typical Row



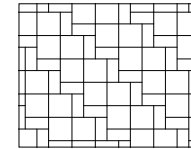
Laying Pattern



Linear



Linear



Modular 50% 150 x300 +
50 % 300 x 300



Technical Information

Product	Boulevard TLI 100 Paver
Standard	CSA A231.2
Flexural Strength	N/A
Compressive Strength	μ 50 MPa ≥ 45 MPa
De-icing salts freeze-thaw durability	225 g/m ² after 28 cycles 500 g/m ² after 49 cycles
Density	N/A
Absorption	N/A
Dimension Tolerance*	Length: -1.0 to +2.0 mm Width: -1.0 to +2.0 mm Height: ±3.0 mm

 Light Commercial  Heavy Commercial

Setting of joint-filling sand: Cover the vibrating plate with a removable rubber tread (neoprene or polypropylene). Cover the snow removal tools with Teflon or neoprene protectors to minimize the risk of damage from scratches or concrete shards. Laying patterns: These laying patterns are by way of example only and represent only a few of many possibilities. Permacon shall not be responsible for the excess or shortage of pavers resulting from installation according to these laying patterns.

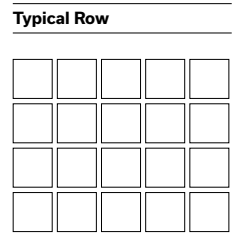
Boulevard TLI 150 Paver



Colour - Smooth
White - Smooth
Cinder Grey - Smooth
Charcoal - Smooth
Black ETX - Smooth
Light Grey - Smooth
Beige Grey - Smooth
Beige - Smooth
Red - Smooth
Brown - Smooth

Colour - Textured
White - Granitech
Cinder Grey - Granitech
Charcoal - Granitech
Black ETX - Granitech
Light Grey - Granitech
Beige Grey - Granitech
Beige - Granitech
Red - Granitech
Brown - Granitech

200 x 200	Metric (mm)	Imperial (in.)
	150 x 200 x 200	5 7/8 x 7 7/8 x 7 7/8
Cube/ft ³	51.6	8.6 per row
Mass/ft ³	32.6 kg	71.7 lb
Sold separately		



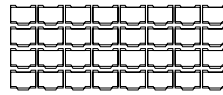
Technical Information	
Product	Boulevard TLI 150 Paver
Standard	CSA A231.2
Flexural Strength	N/A
Compressive Strength	μ 50 MPa ≥ 45 MPa
De-icing salts freeze-thaw durability	225 g/m ² after 28 cycles 500 g/m ² after 49 cycles
Density	N/A
Absorption	N/A
Dimension Tolerance*	Length: -1.0 to +2.0 mm Width: -1.0 to +2.0 mm Height: ±3.0 mm

Setting of joint-filling sand: Cover the vibrating plate with a removable rubber tread (neoprene or polypropylene). Cover the snow removal tools with Teflon or neoprene protectors to minimize the risk of damage from scratches or concrete shards. Laying patterns: These laying patterns are by way of example only and represent only a few of many possibilities. Permacon shall not be responsible for the excess or shortage of pavers resulting from installation according to these laying patterns.


Paleo-Tec Paver Heavy Commercial

	Metric (mm)	Imperial (in.)
	100 x 140 x 220	4 x 5 1/2 x 8 5/8
Weight/unit	6.80 kg	15.00 lb
Unit/area	32.50 units/m ²	3.00 units/ft ²
Area/layer	0.99 m ²	10.62 ft ²
Area/cube	5.92 m ²	63.72 ft ²
Length/row	7.01 lin. m	23.00 lin. ft
Length/cube	42.06 lin. m	138.00 lin. ft
Weight/cube	1306 kg	2880 lb

Typical Row



Laying Pattern



Linear

Code	Colour
10102026	Light Grey
10109059	Range Brownstone Red
10109067	Range Norvick Grey
10103056	Rockland Black

Production location	Woodstock
---------------------	-----------



Technical Information

Product	Paleo-Tec Paver
Standard	CSA A231.2
Flexural Strength	N/A
Compressive Strength	μ 50 MPa ≥ 45 MPa
De-icing salts freeze-thaw durability	225 g/m ² after 28 cycles 500 g/m ² after 49 cycles
Density	N/A
Absorption	N/A
Dimension Tolerance*	Length: -1.0 to +2.0 mm Width: -1.0 to +2.0 mm Height: ±3.0 mm

Setting of joint-filling sand: Cover the vibrating plate with a removable rubber tread (neoprene or polypropylene). Cover snow removal tools with Teflon or neoprene protectors to minimize the risk of damage from scratches. Laying patterns are for design purposes only. Permacon shall not be responsible for excess or shortage of material.

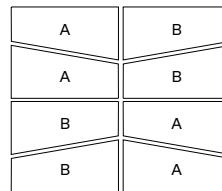
Colour

- White
- Cinder Grey
- Charcoal
- Black ETX
- Light Grey
- Beige Grey
- Beige
- Red
- Brown

	Metric (mm)	Imperial (in.)
A and B	100 x 150 and 300 x 600	4 x 5 7/8 and 11 13/16 x 23 5/8
Unit/area	0.135 m ²	1.45 ft ²
Area/cube	8.64 m ² 8 Rows	92.88 ft ²
Weight/ft ²	22.33 kg	49.13 lb

Production location Quebec

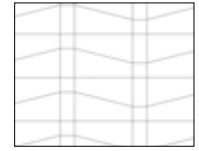
Typical Row



Laying Pattern



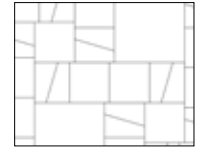
Diagonal 100 x 450 with Boulevard 300 pavers 100 x 450



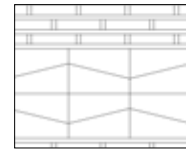
False curves with Boulevard 300 pavers 150 x 150 and 150 x 300



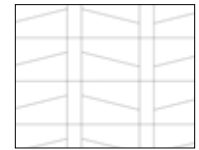
Insertions 300 x 600 with Boulevard 300 pavers 300 x 600



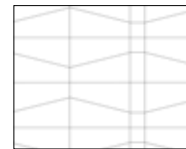
Garden 600 x 600 with Boulevard 300 pavers 600 x 600



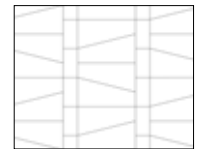
Verde Lines with Boulevard Verde pavers



Rows 150 x 450 with Boulevard 300 pavers 150 x 450



Side-by-side 150 and 300 with Boulevard 300 pavers 150 x 150 and 150 x 300



Side-by-side 150 x 300 with Boulevard 300 pavers 150 x 300



Technical Information

Product	Vertex Paver
Standard	CSA A231.2
Flexural Strength	N/A
Compressive Strength	μ 50 MPa ≥ 45 MPa
De-icing salts freeze-thaw durability	225 g/m ² after 28 cycles 500 g/m ² after 49 cycles
Density	N/A
Absorption	N/A
Dimension Tolerance*	Length: -1.0 to +2.0 mm Width: -1.0 to +2.0 mm Height: ±3.0 mm



Setting of joint-filling sand: Cover the vibrating plate with a removable rubber tread (neoprene or polypropylene). Cover the snow removal tools with Teflon or neoprene protectors to minimize the risk of damage from scratches or concrete shards. Laying patterns: These laying patterns are by way of example only and represent only a few of many possibilities. Permacon shall not be responsible for the excess or shortage of pavers resulting from installation according to these laying patterns.

Keystone Wall

Compact Straight-Face	Metric (mm)	Imperial (in.)
	204 x 305 x 457	8 x 12 x 18
Weight/unit	45 kg	99 lb
Unit/area	10.80 units/m ²	1.00 unit/ft ²
Area/cube	3.70 m ²	40.00 ft ²
Qty/cube	40 units 5 Rows	40 units
Weight/cube	1832 kg	4039 lb

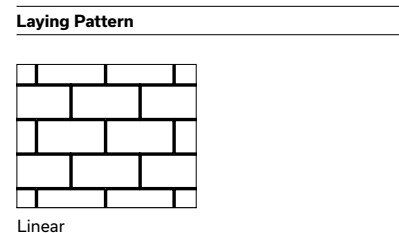
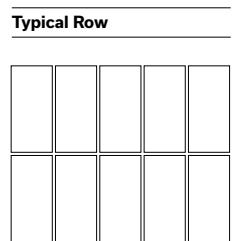
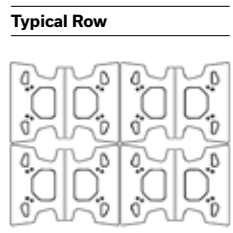
Code	Colour
129000505	Smoke Grey

Production location	Trois-Rivières
---------------------	----------------

Corner	Metric (mm)	Imperial (in.)
	204 x 230 x 450	8 x 9 x 18
Weight/unit	52 kg	114 lb
Unit/area	7.20 units/m ²	0.67 units/ft ²
Area/cube	2.79 m ²	30.00 ft ²
Qty/cube	20 units 2 Rows	20 units
Weight/cube	1044 kg	2296 lb

Code	Colour
16052390	Smoke Grey

Production location	Trois-Rivières
---------------------	----------------



The information contained in these technical documents is supplied for information purposes only. Any application of the information is the sole responsibility of the installer. The installer must ensure that the installation and use of retaining wall projects comply with local regulations and code requirements. A qualified engineer must be consulted for final design for construction purposes. Oldcastle Building Products Canada, Inc. and its affiliates cannot be held responsible for the improper use of information contained in these technical documents.



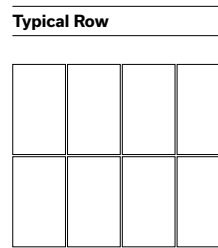
Technical Information

Product	Keystone Wall
Standard	ASTM C 1372
Flexural Strength	N/A
Compressive Strength	20.7 MPa
De-icing salts freeze-thaw durability	N/A
Density	2000 kg/m ²
Absorption	10.4%
Dimension Tolerance*	Length: ±3.2 mm Width: ±3.2 mm Height: ±3.2 mm

For additional details see our landscaping installation guide on our website.

Keystone Capping

STRAIGHT FACE	Metric (mm)	Imperial (in.)
	102 x 267 x 432	4 x 10 1/2 x 17
Weight/unit	30 kg	64 lb
Unit/length	2.20 units/lin. m	0.67 unit/lin. ft
Area/cube	2.60 m ²	28.00 ft ²
Qty/cube	56 units 7 Rows	56 units
Weight/cube	1655 kg	3640 lb
Code		
16054730	Colour Smoke Grey	
Production location Trois-Rivières		



The information contained in these technical documents is supplied for information purposes only. Any application of the information is the sole responsibility of the installer. The installer must ensure that the installation and use of retaining wall projects comply with local regulations and code requirements. A qualified engineer must be consulted for final design for construction purposes. Oldcastle Building Products Canada, Inc. and its affiliates cannot be held responsible for the improper use of information contained in these technical documents.



Technical Information

Product	Keystone Capping
Standard	ASTM C 1372
Flexural Strength	N/A
Compressive Strength	20.7 MPa
De-icing salts freeze-thaw durability	N/A
Density	2000 kg/m ²
Absorption	10.4%
Dimension Tolerance*	Length: ±3.2 mm Width: ±3.2 mm Height: ±3.2 mm

For additional details see our landscaping installation guide on our website.


SmartCast® Reflect Slab

	Metric (mm)	Imperial (in.)
	50 x 600 x 600	2 x 23 5/8 x 23 5/8
Weight/unit	54 kg	119 lb
Unit/area	-	3.87 ft ²
Area/cube	-	85.10 ft ²
Qty/cube	22 units	22 units
Weight/cube	1189 kg	2622 lb

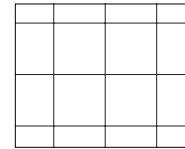
Code	Colour
12050108	White

Production location	Cambridge
---------------------	-----------

Typical Row



Laying Pattern



Checkerboard



Technical Information

Product	SmartCast Reflect Slab
Standard	CSA A231.1
Flexural Strength	±4.5 MPa
Compressive Strength	N/A
De-icing salts freeze-thaw durability	225 g/m ² after 28 cycles 500 g/m ² after 49 cycles
Density	N/A
Absorption	N/A
Dimension Tolerance*	Length: -1.0 to +2.0 mm Width: -1.0 to +2.0 mm Height: ±3.0 mm

* Concave or convex warpage in one dimension: up to and including 450 mm: 2.0 mm / over 450 mm: 3.00 mm

Laying patterns are for design purposes only. Permacon shall not be responsible for excess or shortage of material. Compatible with pedestal systems. Smart Cast Reflect meets SRI for LEED

Urban™ Slab

	Metric (mm)	Imperial (in.)
	55 x 610 x 610	2 3/16 x 24 x 24
Weight/unit	52 kg	115 lb
Area/unit	0.37 m ²	4 ft ²
Area/layer	0.74 m ²	8 ft ²
Area/cube	8.92 m ² 12 Rows	96 ft ²
Qty/cube	24 units	24 units
Weight/cube	1250 kg	2756 lb


Code	Colour
12051214	Cinder Grey
127001100	Light Grey
127001177	White
127001099	Range Bayona Grey
127001176	Beige Grey

Production location	Metcalfe
Can be double stacked	
1 bag of Techniseal sand covers approx.: 271 ft ²	


Typical Row



Laying Pattern



Checkerboard



Offset 1/2



Technical Information

Product	Urban Slab
Standard	CSA A231.1
Flexural Strength	±4.5 MPa
Compressive Strength	N/A
De-icing salts freeze-thaw durability	225 g/m ² after 28 cycles 500 g/m ² after 49 cycles
Density	N/A
Absorption	N/A
Dimension Tolerance*	Length: -1.0 to +2.0 mm Width: -1.0 to +2.0 mm Height: ±3.0 mm

* Concave or convex warpage in one dimension: up to and including 450 mm: 2.0 mm / over 450 mm: 3.00 mm

Cover snow removal tools with Teflon or neoprene protectors to minimize the risk of damage from scratches. Laying patterns are for design purposes only. Permacon shall not be responsible for excess or shortage of material. Given the weight of this slab, it is highly recommended to use suction-based lifting equipment for handling and placement (avoid manual installation). This product can be installed on pedestals for a rooftop application. It can safely withstand a load of up to 300 kg.

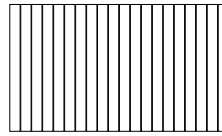
Versailles® Slab

	Metric (mm)	Imperial (in.)
	50 x 610 x 610	2 x 24 x 24
Weight/unit	44 kg	97 lb
Unit/area	0.37 m ²	4.00 ft ²
Area/cube	7.43 m ²	80.00 ft ²
Qty/cube	20 units	20 units
Weight/cube	880 kg	1940 lb

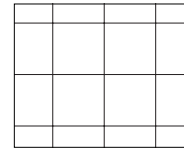
Code	Colour
12059261	Alpine Grey
12059263	Trenton Grey

Production location	Montreal
---------------------	----------

Typical Row



Laying Pattern



Checkerboard



Technical Information


Product	Versailles Slab
Standard	CSA A231.1
Flexural Strength	±4.5 MPa
Compressive Strength	N/A
De-icing salts freeze-thaw durability	225 g/m ² after 28 cycles 500 g/m ² after 49 cycles
Density	N/A
Absorption	N/A
Dimension Tolerance*	Length: -1.0 to +2.0 mm Width: -1.0 to +2.0 mm Height: ±3.0 mm

* Concave or convex warpage in one dimension: up to and including 450 mm: 2.0 mm / over 450 mm: 3.00 mm

Laying patterns are for design purposes only. Permacon shall not be responsible for excess or shortage of material. Compatible with pedestal systems.

Rooftop Pedestals

Product	Height (in. - mm)	Code	Quantity (per box)
NM1	1 - 1.57 / 25 - 40	70975862	40
NM2	1.57 - 2.75 / 40 - 70	70975507	30
NM3	2.36 - 3.93 / 60 - 100	70973302	25
NM4	3.54 - 6.30 / 90 - 160	70973299	15
NM5	5.90 - 10.63 / 150 - 270	70973298	12
NM Ext.	-	70974720	30
NM Slope	-	70972414	250
Key	-	70660563	1



Product	Height (in. - mm)	Code	Quantity (per box)
PR1	1.81-2.56 / 30 - 65	70971543	30
PR2	2.56-6.10 / 65 - 155	70971544	25
PR3	6.10-16.54 / 155 - 420	70971546	12
PR Ext.	-	204000167	12



Product	Height (in. - mm)	Code	Quantity (per box)
SE0-P	1.125 - 1.5 / 28 - 38	70669121	40
SE1-P	1.5 - 2 / 37.5 - 50	70660070	30
SE2-P	2 - 3 / 50 - 75	70660069	25
SE3-P	3 - 4.75 / 75 - 120	70660068	25
SE4-P	4.75 - 6.75 / 120 - 170	70660067	25
SE5-P	6.75 - 8.5 / 170 - 215	70660066	25
SE6-P	5.5 - 9 / 140 - 230	70660065	25
SE7-P	7.25 - 10.75 / 185 - 275	70660064	25
SE8-P	9.25 - 12.75 / 235 - 325	70660566	25
SE9-P	8 - 13.5 / 205 - 345	70660565	25
SE10-P	9.875 - 15 / 250 - 385	70660564	25
SE11-P	8 - 15 / 300 - 400	70660561	25
SE12-P	10.5 - 18 / 270 - 455	70660100	25
SE13-P	8 - 19.75 / 315 - 500	70660099	25
SE14-P	14.25 - 21.75 / 365 - 550	70660098	25
SE-P1 Ext.	-	70660272	1



Pedestals are sold by full box only

Institutional Curbs [≡]

High Rised Curb A1 1 2M

	Metric (mm)	Imperial (in.)	Code
	300 x 150 x 1200	12 x 6 x 48	14209025
Weight/unit	101 kg	222 lb	
Length/cube	16.8 lin. m	55.1 lin. ft	Colour
Qty/cube	14 units 2 Rows	14 units	Grey
Weight/cube	1450 kg	3197 lb	

Low Rised Curb B1 1 2M

	Metric (mm)	Imperial (in.)	Code
	200 x 150 x 1200	8 x 6 x 48	14209036
Weight/unit	71 kg	156 lb	
Length/cube	25.2 lin. m	82.7 lin. ft	Colour
Qty/cube	21 units 3 Rows	21 units	Grey
Weight/cube	1520 kg	3350 lb	

Transition Curb 200 to 300 AB1 (L) - BA1 (R)

	Metric (mm)	Imperial (in.)	Code
	200 to 300 x 150 x 1200	8 to 12 x 6 x 48	14209032 (L) 14209033 (R)
Weight/unit	94 kg	207 lb	
Length/cube	9.6 lin. m	31.5 lin. ft	
Qty/cube	8 units 2 Rows	8 units	Colour
Weight/cube	810 kg	1786 lb	Grey

Transition Curb 175 to 300 AB1 (L) - BA1 (R)

	Metric (mm)	Imperial (in.)	Code
	175 to 300 x 150 x 500	7 to 12 x 6 x 20	14209034 (L) 14209035 (R)
Weight/unit	36 kg	79 lb	
Length/cube	8 lin. m	26.3 lin. ft	Sold in pairs
Qty/cube	16 units 2 Rows	16 units	Colour
Weight/cube	640 kg	1411 lb	Grey

Inside Corner

	Metric (mm)	Imperial (in.)	Code
	300 x 150 x 300	12 x 6 x 12	14209039
Weight/unit	47 kg	104 lb	
Length/cube	7.2 lin. m	23.6 lin. ft	Colour
Qty/cube	24 units 2 Rows	24 units	Grey
Weight/cube	1190 kg	2623 lb	

Outside Corner

	Metric (mm)	Imperial (in.)	Code
	300 x 150 x 300	12 x 6 x 12	14209041
Weight/unit	47 kg	104 lb	
Length/cube	7.2 lin. m	23.6 lin. ft	Colour
Qty/cube	24 units 2 Rows	24 units	Grey
Weight/cube	1190 kg	2623 lb	

Quantity of curved edges required for rotation angle of standardized curves

Angle Curve	45°	90°	135°	180°	225°	270°	315°	360°
0.625	-	1	-	2	-	3	-	4
1.25	1	2	3	4	5	6	7	8
2.50	2	4	6	8	10	12	14	16
5.00	4	8	12	16	20	24	28	32
7.5	6	12	18	24	30	36	42	48
10.00	8	16	24	32	40	48	56	64

Outside Curved C1 Exposed

	Metric (mm)	Imperial (in.)	Code	Radius (m ²)
	300 x 150 x 1000	12 x 6 x 40	14209026*	0.625
Weight/unit	100 kg	220 lb	14209027	1.25
Length/cube	12 lin. m	39.4 lin. ft	14209028	2.50
Qty/cube	12 units 2 Rows	12 units	14209029	5.00
Weight/cube	1260 kg	2778 lb	14209030	7.50
			14209031	10.00
* The Outside Curved C1 Exposed curb, code 14209026, comes in 10 pieces per pallet.				
			Colour	
Production location	Quebec		Grey	



Technical Information

Product	Institutional Curbs	
Standard	BNQ2624-210	
Flexural Strength	±4.5 MPa	
Compressive Strength	45 MPa	
De-icing salts freeze-thaw durability	500 g/m ²	
Density	2300 kg/m ³	
Absorption	5%	
Dimension Tolerance*	Length:	±5.0 mm
	Width:	±3.0 mm
	Height:	±5.0 mm

For additional details see our landscaping installation guide on our website.

Quantity Chart for Filling Joints for Architectural Pavers

Description			Surface Area	
Paver	Thickness (mm)		ft ² / bag of 22.7 kg	m ² / bag of 22.7 kg
Boulevard 300	100 mm x 300 mm	100	34	3.20
	100 mm x 450 mm	100	37	7.01
	150 mm x 150 mm	100	35	3.22
	150 mm x 300 mm	100	46	4.28
	150 mm x 450 mm	100	52	4.81
	200 mm x 400 mm	100	62	5.72
	200 mm x 600 mm	100	34	3.10
	300 mm x 300 mm	100	69	6.44
	300 mm x 600 mm	100	92	8.59
	600 mm x 600 mm	100	139	12.90
Boulevard 500	500 mm x 500 mm	100	116	10.75
Boulevard Hexagon	256 mm x 300 mm	100	37	3.44
Boulevard Striated	300 mm x 300 mm	100	69	6.44
Boulevard Tactile	300 mm x 300 mm	100	69	6.44
Boulevard TLI 80 mm	120 mm x 240 mm	80	46	4.28
Boulevard TLI 100 mm	150 mm x 300 mm	100	46	4.28
	300 mm x 300 mm	100	69	6.44
	300 mm x 700 mm	100	139	12.90
Boulevard TLI 150 mm	200 mm x 200 mm	150	31	2.86
Paleo-Tec	140 mm x 220 mm	100	39	3.65
Vertex	100 x 150 mm and 300 x 600 mm	100	76	7.01

Solar Reflective Index - Landscape

Solar Reflective Index (SRI) is simply a mathematical formula, using the two experimentally derived coefficients, solar reflectance and thermal emittance, to generate a single number. Solar Reflectance is a percentage of sunlight that is reflected by a surface when it is "hit" by sunlight. A value of 0 indicates that the material absorbs all solar energy and a value of 1.0 indicates total reflectance. Aged solar reflectance is the solar reflectance of the surface after three years, which, typically is lower than the initial reflectance value. According to LEED® v4, Aged SRI and SR are optional requirements. This report has no three-year aged value, use materials that meet the initial SR and SRI requirements.

LEED® v4	Initial SRI	3 year aged SRI	Initial Solar Reflectance	3-year aged Solar Reflectance
Non-Roof Applications	-	-	0.33	0.28
Roof Top Application (if Low Sloped Roof ≤ 2:12)	82	64	-	-
Parking Under Cover	39	32	-	-

Product	Colour	Solar Reflectance Index (SRI)	Solar Reflectance (SR)
CASSARA	Amber Beige	37	0.37
	Margaux Beige	31	0.32
MELVILLE 24 X 24	Grey	29	0.29
MELVILLE 60	Chambord Grey	26	0.27
MELVILLE 80	Shaded Grey	20	0.22
MELVILLE PLANK Pavers and Slabs	Newport Grey	13	0.18
	Scandina Grey	32	0.32
	Rockland Black	2	0.07
	Amber Beige	37	0.37
CAPIO Paver	Scandina Grey	32	0.32
	Newport Grey	13	0.18
	Rockland Black	2	0.07
CITY Slab	Alpine Grey	46	0.43
	Sterling Grey	29	0.29
MEGA MELVILLE Paver and Slab	Amber Beige	37	0.37
	Margaux Beige	31	0.32
	Chambord Grey	26	0.27
	Shaded Grey	20	0.22
	Newport Grey	13	0.18
	Scandina Grey	32	0.32
	Rockland Black	N/A	N/A

Product	Colour	Solar Reflectance Index (SRI)	Solar Reflectance (SR)
METRIK Slab	Scandina Grey	32	0.32
	Rockland Black	2	0.07
MONDRIAN PLUS Paver and Slab	Amboise Beige	27	0.29
	Margaux Beige	11	0.17
	Newport Grey	9	0.15
	Norvick Grey	26	0.25
	Scandina Grey	25	0.27
	Rockland Black	N/A	N/A
ROSEBEL Slab	Amboise Beige	29	0.29
	Margaux Beige	18	0.20
	Newport Grey	14	0.17
	Norvick Grey	17	0.19
TRAFALGAR Paver	Margaux Beige	29	0.29
	Newport Grey	9	0.13
	Norvick Grey	17	0.20
TURFSTONE Paver	Grey	29	0.29
VENDOME Paver	Margaux Beige	28	0.29
	Newport Grey	12	0.15
	Rockland Black	4	0.08
VERTEX Slab	Amber Beige	37	0.37
	Scandina Grey	32	0.32
WILFRID Slab	Amber Beige	37	0.37
	Newport Grey	13	0.18
	Scandina Grey	32	0.32
VIRAGE Paver	Scandina Grey	32	0.32
ZEN Paver	Amber Beige	37	0.32
	Scandina Grey	32	0.32

- : Not available at time of fabrication

N/A : Value not available

The SR and SRI values above are from independent laboratories.

The Turfstone Paver SRI is only applicable to the concrete paver colour prior to the installation.

Solar Reflective Index - Architectural

Solar Reflective Index (SRI) is simply a mathematical formula, using the two experimentally derived coefficients, solar reflectance and thermal emittance, to generate a single number. Solar Reflectance is a percentage of sunlight that is reflected by a surface when it is "hit" by sunlight. A value of 0 indicates that the material absorbs all solar energy and a value of 1.0 indicates total reflectance. Aged solar reflectance is the solar reflectance of the surface after three years, which, typically is lower than the initial reflectance value. According to LEED® v4, Aged SRI and SR are optional requirements. This report has no three-year aged value, use materials that meet the initial SR and SRI requirements.

LEED® v4	Initial SRI	3 year aged SRI	Initial Solar Reflectance	3-year aged Solar Reflectance
Non-Roof Applications	-	-	0.33	0.28
Roof Top Application (if Low Sloped Roof ≤ 2:12)	82	64	-	-
Parking Under Cover	39	32	-	-

Product	Colour	Smooth		Granitech	
		Solar Reflectance Index (SRI)	Solar Reflectance (SR)	Solar Reflectance Index (SRI)	Solar Reflectance (SR)
BOULEVARD Paver VERTEX Paver	Cinder Grey	21	0.23	34	0.32
	Charcoal	22	0.23	19	0.21
	Black ETX	5	0.10	-	-
	Red	26	0.26	19	0.21
	Light Grey	43	0.39	65	0.56
	Beige Grey	39	0.37	47	0.42
	Beige	41	0.38	41	0.37
	White	67	0.57	69	0.59
	Brown	21	0.22	N/A	N/A
PALEO-TEC Paver	Light Grey	43	0.39	-	-
	Norvick Grey	22	0.22	-	-
	Rockland Black	11	0.15	-	-
	Range Brownstone Red	14	0.17	-	-
TURFSTONE Paver	Grey	29	0.29	-	-
SMARTCAST REFLECT Slab	White	78	0.66	-	-
	White	67	0.57	-	-
URBAN Slab	Beige Grey	39	0.37	-	-
	Cinder Grey	21	0.23	-	-
	Light Grey	43	0.39	-	-
	Range Bayona Grey	11	0.14	-	-
VERSAILLES Paver	Alpine Grey	-	-	31	0.33
	Trenton Grey	-	-	21	0.25

- : Not available at time of fabrication

N/A : Value not available

The SR and SRI values above are from independent laboratories.

The Turfstone Paver SRI is only applicable to the concrete paver colour prior to the installation.

50-Year Warranty | Residential Landscape

Permacon's 50-year warranty applies to landscape and masonry products including Suretouch intended for residential use¹. This warranty statement affirms that products manufactured by Permacon meet the requirements of CSA (Canadian Standard Association) and ASTM (American Society for Testing and Materials) standards.

For details regarding commercial applications, please refer to our institutional, commercial and industrial warranty.

Permacon guarantees that, as of the date of delivery, its concrete products are free from manufacturing defects. Provided that the conditions set forth below are met, Permacon guarantees the structural integrity of the concrete in its landscaping and masonry products for a period of 50 years from the date of the product's purchase. The warranty applies to normal, non-abusive use of the product. To preserve the original appearance of your products, we recommend that you consult our Landscape Maintenance Guide available on our website.

IN ALL CASES DETAILED BELOW, THE WARRANTY IS LIMITED TO THE PRODUCTS' MARKET VALUE.



How do I make a claim?

Proof of purchase is required to proceed with a claim request. No claims will be accepted without proof of purchase.²

All claims must be reported within 15 days of the discovery of a product's defect. To validate a claim, a Permacon representative will arrive to inspect the defective products in order to confirm whether the claim is eligible. Therefore, it is essential to provide Permacon with the necessary access to inspect and take photos of the affected products.

This warranty is the only one that is presently offered. Because Permacon continually improves and modifies its products, it may alter and discontinue products at any time, and therefore may replace warranty-covered products with products of similar quality or offer monetary compensation if the products under warranty have been discontinued or are no longer on the market while the warranty is active.

In the event that a product is found to be non-compliant by Permacon or an authorized representative of the company, and in order to proceed with compensation, Permacon will take into account the number of months during which the landscape or masonry products were in the possession of the owner or their contractor, up to the date of the claim, and will prorate the amount of the payment or replacement to be made accordingly.

For example, if the purchaser makes a warranty claim in the last month of the 10th year of the warranty (i.e., the 120th month), the manufacturer, at its sole discretion, shall either:

- Provide a replacement for the product in question if still available (only the defective product will be replaced);
- Return 480/600 of the price paid for the products to the owner. No labour, transportation, or other compensation will be covered by Permacon.

Transferability

The warranty is transferable. Proof of warranty registration will still be required in the event of a claim. The prorated period will be based on the 50-year warranty period remaining as an assignee, if the purchaser transfers the warranty to a subsequent owner, as described above.

Installation

When installing masonry products, all work must be cleaned to remove any residues and contaminants left on the stone or brick. Permacon accepts no responsibility for stains and colour changes caused by installation residue or the consequences of cleaning these residues.

Colour

The presence of natural ingredients used in the manufacturing process varies from one product to another. Therefore, the product received on the job site will not be completely identical to the products displayed in our commercial presentations (catalogs, samples, displays). Any difference in colour will not be covered by the guarantee.

¹ The following locations are defined as residential: family dwelling of five units or less, single family homes, garden suites, or townhouses.

² The following documents are considered valid proof of purchase: invoices directly from an authorized Permacon distributor, or invoice from a landscape contractor, general contractor, mason, or home builder.

Photos of our products in landscape and masonry brochures, as well as in displays such as masonry panels and landscape racks at our distributors, are not an exact representation of the products that will be delivered to the job site. Permacon offers a variety of products with different colours to reproduce the appearance of natural stone. It is therefore strongly recommended that you view several products directly from your authorized Permacon distributor to see all available colours.

It is the purchaser's responsibility to approve the products (and their colour) delivered to the job site prior to installation to confirm satisfaction. It is also recommended to mix products from different pallets received on the job site. Since variations in colour shades are a natural phenomenon, Permacon does not guarantee colour uniformity between different pallets on the same job site. Product installation constitutes acceptance.

Polymeric film

A whitish polymeric film can be found on the surface of Permacon's products. This is the result of an inadequate use of polymeric sand. Improper cleaning of slabs and pavers prior to the application of water on the product surface can cause this whitish polymeric film. This film does not affect the structural integrity of the product. Permacon cannot be held responsible for this phenomenon, which is not covered by the warranty.

Efflorescence

White traces on the surface of the product are caused by a natural phenomenon called efflorescence. More visible on darker products, efflorescence affects neither the intrinsic technical qualities nor the structural integrity of Permacon's products. The possible appearance of efflorescence cannot be the subject of any guarantee. In most cases, efflorescence disappears by itself over time.

Exclusions

A landscape or masonry product installed on an area of more than **100 square feet** confirms the acceptance of the product received on the job site and that no claim can be made to Permacon regarding the colour, size, or texture of the product.

This warranty excludes all products not supplied by Permacon, as well as any defects, failures, or damages that may result from the actions listed below:

- Contact with chemicals or cleaning products;
- Damage caused by pressure washers;
- Improper installation or other construction activities that do not comply with the installation standards established by CMHA or IMQ, the National Building Code or the installation methods and tips recommended by Permacon. The installation guides provided by Permacon represent certain installation situations and are not exhaustive. It is therefore strongly recommended that you consult a qualified professional to ensure the proper installation of Permacon products on a specific job site;
- Defective design or construction resulting in sagging, shifting, or failure;
- Breakage due to shock, impact, or excessive load during handling, use, or transportation;
- Natural disaster or other uncontrollable event;
- Breakage and damage to products caused by soil movement or building movement as well as misuse of construction, compaction, or snow removal equipment. The warranty does not cover surface deterioration caused by the misuse of sodium chloride (NaCl) to de-ice pavers, slabs, or steps;
- The use of sodium chloride (NaCl) on the following products:
 - Step Valentia;
 - Valentia Block;
- Be.OnStone, Mirage and Techniseal products sold by Permacon.

Our Preventive Maintenance Guide for Concrete Landscaping Products is available on our website permacon.ca

Permacon's warranty applies to landscaping and masonry products including Suretouch intended for institutional, commercial and industrial use¹. This warranty statement affirms that products manufactured by Permacon meet the requirements of the Canadian Standard Association (CSA) and American Society for Testing and Materials (ASTM).

Permacon guarantees that, as of the date of delivery, our concrete products are free from manufacturing defects. Provided the conditions set forth below are met, Permacon guarantees the structural integrity of the concrete in its landscaping products for a period of 5 years from the date of purchase of the product. The masonry products will be guaranteed for a period of 50 years. The warranty applies to normal, non-abusive use of the product.

IN ALL CASES DETAILED BELOW, THE WARRANTY IS LIMITED TO THE PRODUCTS' MARKET VALUE.



How do I make a claim?

Proof of purchase will be required to proceed with a claim request. No claims will be accepted without proof of purchase.²

All claims must be reported within 15 days of the discovery of a product's defect. To validate a claim, a Permacon representative will arrive to inspect the defective products in order to confirm whether the claim is admissible. Therefore, it is essential to provide Permacon with the necessary access to inspect and take photos of the products in question.

This warranty is the only one that is presently offered. Because Permacon continually improves and modifies its products, it may alter and discontinue products at any time, and therefore may replace warranty-covered products with products of similar quality or offer monetary compensation if the products under warranty have been discontinued or are no longer on the market while the warranty is active.

In the event that a product is found to be non-conforming by Permacon or an authorized representative of the company,

and in order to proceed with compensation, Permacon will take into account the number of months during which the landscaping or masonry products were in the possession of the owner or their contractor, up to the date of the claim, and will prorate the amount of the payment or replacement to be made accordingly.

For example: if the purchaser makes a warranty claim in the last month of the 2nd year of the warranty (i.e., the 24th month), the manufacturer, at its sole discretion, shall either :

- Provide a replacement for the product in question if still available (only the defective product will be replaced);
- Return 36/60 of the price paid for the products to the owner. No labor, transportation, or other compensation costs will be covered by Permacon.

Transferability

The warranty is transferable. Proof of warranty registration will still be required in the event of a claim. The prorated period will be based on the warranty period remaining as an assignee, if the purchaser transfers the limited warranty to a subsequent owner, as described above.

Installation

When installing masonry products, all work must be cleaned to remove any residues and contaminants left on the stone or brick. Permacon accepts no responsibility for stains and colour changes caused by installation residue or the consequences of cleaning these residues.

Colour

The presence of natural ingredients used in the manufacturing process varies from one product to another. Therefore, the product received on the job site will not be completely identical to the products presented in our commercial presentations (catalogs, samples, displays). Any difference in colour cannot be attributed to the guarantee.

¹ The following areas are defined as institutional, commercial and industrial: public areas, businesses, family dwelling of six units or more, and all other non-residential areas

² The following documents are considered valid proof of purchase: an invoice from an authorized Permacon distributor or an invoice from a landscape contractor, general contractor, or mason

Photos of our products in landscape and masonry brochures, as well as in displays such as masonry panels and landscape racks at our distributors, are not an exact representation of the products that will be delivered to the job site. Permacon offers a variety of products with different colours to reproduce the appearance of natural stone. It is therefore strongly recommended that you view several products directly from your authorized Permacon distributor to see all available colours.

It is the purchaser's responsibility to approve the products delivered to the job site prior to installation and to ensure that the colour is satisfactory. It is also recommended to mix products from different pallets received on site. Since variations in colour shades are a natural phenomenon, Permacon does not guarantee colour uniformity between different pallets on the same job site. Product installation constitutes acceptance.

Polymeric film

A whitish polymeric film can be found on the surface of our products. This is the result of an inadequate use of polymeric sand. Improper cleaning of slabs and pavers prior to the application of water on the products' surface can cause this whitish polymeric film. This film does not affect the structural integrity of the product. Permacon cannot be held responsible for this phenomenon, which is not covered by the warranty.

Efflorescence

White traces on the surface of the product are caused by a natural phenomenon called efflorescence. More visible on darker products, efflorescence affects neither the intrinsic technical qualities nor the structural integrity of our products. The possible appearance of efflorescence cannot be the subject of any guarantee on our part. In most cases,

efflorescence disappears by itself over time.


Exclusions

A landscaping or masonry product installed on an area of more than **100 square feet** confirms the acceptance of the product received on site and that no claim can be made to Permacon regarding the colour, size, or texture of the product.

This limited warranty excludes all products not supplied by Permacon, as well as any defects, failures, or damages that may result from the actions listed below:

- Contact with chemicals or cleaning products;
- Damage caused by pressure washers;
- Improper installation or other construction activities that do not comply with the installation standards established by CMHA or IMQ, the National Building Code or the installation methods and tips recommended by Permacon. The installation guides provided by Permacon represent certain installation situations and are not exhaustive. It is therefore strongly recommended that you consult a qualified professional to ensure the proper installation of Permacon products on a specific job site;
- Defective design or construction resulting in sagging, shifting, or failure;
- Breakage due to shock, impact, or excessive load during handling, use, or transportation;
- Natural disaster or other uncontrollable event;
- Breakage and damage to products caused by soil movement or building movement as well as misuse of construction, compaction, or snow removal equipment. The warranty does not cover surface deterioration caused by the misuse of sodium chloride (NaCl) to de-ice pavers, slabs, or steps;
- The use of sodium chloride (NaCl) on the following products:
 - Step Valentia;
 - Valentia Block;
- Be.OnStone, Mirage and Techniseal products sold by Permacon.

Our Preventive Maintenance Guide for Concrete Landscaping Products is available on our website permacon.ca



permacon.ca 1 888 PERMACON

PERMACON
A CRH COMPANY