


An aerial photograph of a modern backyard. A rectangular swimming pool with clear blue water is the central feature. The pool is surrounded by a light-colored stone patio. To the left of the pool, there are two white lounge chairs and a small circular table with a white cushioned chair. To the right, there is a seating area with several wooden chairs and a small table. The pool is bordered by a strip of dark gravel. The patio is landscaped with various green plants and grasses. The overall scene is bright and sunny, with shadows cast across the patio and pool deck.

PERMACON

Landscape Products

20
24

Rediscover the beauty of the outdoors and create your own haven of peace with our exclusive and innovative products.




26

Alternative Landscaping

- 28 Artex Panel System
- 29 Orion Firepit



30

Slabs

- 32 Cassara Large Rectangle
- 33 City
- 34 Esbelto
- 34 Esbelto DuraFusion 
- 35 Mega Melville
- 36 Melville 60
- 36 Melville 60 Small Rectangle
- 36 Melville 60 DuraFusion 
- 38 Melville 24 x 24
- 39 Metrik
- 40 Mondrian Plus 60
- 41 Mondrian Plus 60
- 41 Mondrian Plus 60 Small Rectangle
- 42 Rosebel
- 44 Vertex *New*
- 43 Wilfrid

46

Pavers

- 48 Brooklyn *New*
- 49 Capio *New*
- 50 Cassara Large Rectangle
- 51 Cassara Verde
- 51 Eko
- 52 Esbelto DuraFusion 
- 53 Kensington Smooth
- 54 Kensington
- 55 Mega Melville
- 56 Melville 80
- 56 Melville 80 Small Rectangle
- 56 Melville 80 DuraFusion 
- 58 Melville Plank
- 59 Mondrian Plus 80
- 59 Mondrian Plus 80 Small Rectangle
- 60 Trafalgar 60
- 61 Vendome 60
- 61 Vendome 80
- 62 Virage
- 63 Zen

COVER:

Melville 60 Slab Range Scandinia Grey - P 36

Mega Melville Plus Step Range Scandinia Grey - P 85

Melville Plus 60 Capping Range Scandinia Grey - P 80

64

Walls

- 66 Grande
- 67 Lafitt Tandem
- 68 Melville Tandem
- 69 Orion
- 70 RB
- 71 Urbano
- 72 Vario
- 74 Wallstone
- 74 Wedgestone

75

Capping

- 76 Lafitt Plus
- 78 Laguna
- 79 Leno Bullnose
- 79 Leno Lafitt *New*
- 79 Leno Straight *New*
- 78 Marina
- 80 Melville Plus 60 and 90 *New*

Steps

- 77 Lafitt Plus
- 81 Melville Plus 60 and 90

Mega Steps

- 84 Mega Lafitt Plus
- 85 Mega Melville Plus
- 86 Valentia

Curbs

- 88 Lafitt
- 89 Melville
- 90 Novo *New*

91

Elements

- 92 Fireplace
- 92 Wood Boxes
- 92 Grill Island
- 92 Brick Oven

93

Mirage Porcelain Tiles

- 94 Noon
- 95 Quarziti 2.0

Miscellaneous

- 96 Polymeric Sands
- 97 Tools available at permacon.ca
- 98 Warranty

More than 70 years of expertise

Elevation

In its 9 manufacturing plants in Quebec and Ontario, Permacon manufactures increasingly innovative and trendy concrete products.

Engagement

Permacon is committed to offering high-quality products that exceed the expectations of its customers and partners.

Ecology

In its mission for a greener, more sustainable future, Permacon manufactures products locally, thereby reducing its carbon footprint. Our circularity strategy means that concrete excess from our manufacturing process is reused.



PERMACON
A CRH COMPANY



VERTEX Slab *New*

Elevate your design with our trapezoidal-shaped slabs for an exceptional outdoor space. P 44



BROOKLYN Paver *New*

Textured pavers with rich, silky colours, evoking the natural stone of the past. P 48




CAPIO Paver *New*

Incorporate the Capio paver into your designs, its small format is ideal for creating curves. P 49



LENO Capping *New*

Our popular elongated capping now available with a straight finish or our Lafitt texture. P 79



MELVILLE PLUS 90 Capping *New*

Now available in two heights (60 and 90 mm), this smooth capping adds a modern touch to your design. P 80



NOVO Curb *New*

This innovative mega-size curb features a visual illusion effect and smooth texture, perfect for contemporary design. P 90

2024 Innovations

Legend

- Pedestrian
Designed to withstand pedestrian traffic
- Vehicular
Designed to withstand vehicular traffic
- Permeable
Designed to allow runoff water to pass through


Trademarks, Patents and Industrial Design

Most of our products are protected by patent and industrial design owned by Oldcastle Building Products Canada, Inc. except for those indicated otherwise.
Vendome® Pavers: Canada and United States. Patented, United States, Canada, Mexico and Europe
Lafitt® Tandem® Wall: Patented, Canada, United States and Europe
Rosebel® Slabs: Patented, Canada, United States, Mexico
ARTEX® Panel System: Patent pending, Canada, United States and Europe





In harmony with the environment



Cassara Verde Paver - P 51



Mega Melville Slab - P 35



Virage Paver - P 62

If you want to support a more sustainable approach to landscaping, consider incorporating our permeable pavers into your ecological creations.



ECOLOGICAL
Eco-friendly products for sustainable design.



LOCAL PRODUCTION
Commitment to the community and the local economy.



ZERO EXCESS
Zero excess approach to reduce our impact on the environment.



PERMEABLE
Permeable pavers to protect our water resources.

Our range of permeable pavers filter runoff water and combat heat islands in urban environments.





Inspired **by nature**



Each landscape is unique and presents challenges for achieving a design that is both respectful of nature and sustainable. The different finishes, textures and colours of Permacon's products extend interior life to the outdoors. The backyard is inspired by the architecture of the residence and maintains the natural beauty of the site.





Mega Melville Slab Range Scandina Grey - P 35



Mega Melville Slab Range Scandina Grey - P 35 | Mega Melville Plus Step Range Scandina Grey - P 85

Transform your large outdoor spaces into a haven of tranquility with our refined-style Mega Melville slabs and create a warm and welcoming space around your fireplace for unforgettable moments with your loved ones.

Large Spaces

Pair our landscape and masonry products to create your outdoor dream space. To define living spaces in large areas, match the Mondrian stone in Range Newport Grey from our masonry product range to the slabs and pavers offered in the same colour to create a refined design in harmony with nature.



Combine our pavers, slabs and cappings to create unique areas that reflect your style and personality.










Mega Melville Paver Range Scandina Grey and Rockland Black - P 55



Laguna Capping Alpine Grey - P 78

Your backyard with Mega Melville slabs in Range Scandina Grey becomes welcoming and inviting, and the driveway, with matching pavers in the same colour, extends this harmony.





Melville Tandem Wall Range Shaded Grey - P 68



Melville 80 Paver Range Chambord Grey and Range Shaded Grey - P 56




Textures and Finishes



Explore our smooth and textured surface collections. One represents refinement for modern spaces and the other evokes rusticity for natural and organic spaces.

Whatever the style you choose, these collections combine delicacy and natural beauty, offering an outstanding landscaping experience.



Imagine and bring to life your dream outdoor space. Our landscape products, with their smooth or textured surfaces and numerous finishes and colours, offer endless possibilities.

28 Artex Panel System

29 Orion Firepit



Alternative Landscaping



Artex Panel System



Artex Panel System
Range Scandina Grey



18 x 36 Panel
76 x 457 x 914 mm
3 x 18 x 36 in.



6 x 36 Capping
76 x 152 x 914 mm
3 x 6 x 36 in.

Resources and inspirations
Download our Artex Idea Guide for a wealth of ideas.




● Colour not available in the 18 x 36 panel

Orion Firepit



Orion Firepit
Range Scandina Grey



540 x 1016 x 1016 mm
21 3/16 x 40 x 40 in.







- 32 Cassara Large Rectangle
- 33 City
- 34 Esbelto
- 34 Esbelto DuraFusion 
- 35 Mega Melville
- 36 Melville 60
- 36 Melville 60 Small Rectangle
- 36 Melville 60 DuraFusion 
- 38 Melville 24 x 24
- 39 Metrik
- 40 Mondrian Plus 50
- 41 Mondrian Plus 60
- 41 Mondrian Plus 60 Small Rectangle
- 42 Rosebel
- 44 Vertex *New*
- 43 Wilfrid

Slabs

Cassara Large Rectangle Slab



Cassara Large Rectangle Slab
Range Shaded Grey





Large Rectangle
60 x 300 x 700 mm
2 3/8 x 11 13/16 x 27 9/16 in.

City Slab



City Slab
Alpine Grey



60 x 500 x 750 mm
2 3/8 x 19 11/16 x 29 1/2 in.

Esbelto Slab

For more information  

smooth  




 **Esbelto Slab**
Range Scandina Grey

Mega Melville Slab


smooth  



 **Mega Melville Slab**
Range Scandina Grey



60 x 305 x 610 mm
2 3/8 x 12 x 24 in.
























60 x 570 x 950 mm
2 3/8 x 22 7/16 x 37 3/8 in.


Melville 60 Slab


For more information  


smooth  




 Marbella 	 Silverstone 	 Hickory 
 Range Amber Beige 	 Range Margaux Beige 	 Range Chambord Grey 
 Range Scandina Grey 	 Range Shaded Grey	 Range Newport Grey 
 Rockland Black 	<p> Colour available in Melville 60 Small Rectangle Paver only</p> <p> Colours not available in Melville 60 Small Rectangle Paver</p>	


Unit A
60 x 190 x 380 mm
2 3/8 x 7 1/2 x 15 in.


Unit B
60 x 380 x 380 mm
2 3/8 x 15 x 15 in.


Unit C
60 x 380 x 570 mm
2 3/8 x 15 x 22 7/16 in.







Small Rectangle
(sold separately)
60 x 190 x 380 mm
2 3/8 x 7 1/2 x 15 in.

 Melville 60 Slab
Range Scandina Grey

Melville 24 x 24 Slab



Melville 24 x 24 Slab
Range Amber Beige




60 x 610 x 610 mm
2 3/8 x 24 x 24 in.

Metrik Slab



Metrik Slab
Range Scandina Grey




60 x 70 x 280 mm
2 3/8 x 2 3/4 x 11 in.

Mondrian Plus 50 Slab



Mondrian Plus 50 Slab
Range Margaux Beige




- Unit A**
50 x 190 x 380 mm
2 x 7 1/2 x 15 in.
- Unit B**
50 x 380 x 380 mm
2 x 15 x 15 in.
- Unit C**
50 x 380 x 570 mm
2 x 15 x 22 7/16 in.

Mondrian Plus 60 Slab



Mondrian Plus 60 Slab
Range Margaux Beige



Colour available in Mondrian Plus 60 Small Rectangle Paver only

- Unit A**
60 x 165 x 330 mm
2 3/8 x 6 1/2 x 13 in.
- Unit B**
60 x 330 x 330 mm
2 3/8 x 13 x 13 in.
- Unit C**
60 x 330 x 495 mm
2 3/8 x 13 x 19 1/2 in.
- Small Rectangle**
(sold separately)
60 x 165 x 330 mm
2 3/8 x 6 1/2 x 13 in.

Rosebel Slab



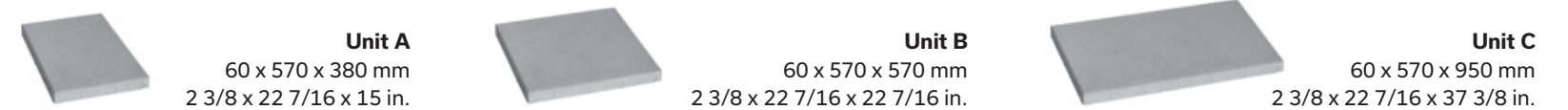

Rosebel Slab
Range Newport Grey




Wilfrid Slab




Wilfrid Slab
Range Scandinia Grey







Range Amber Beige **p**



Range Scandina Grey **p**





Unit A
60 x 200 and 302 x 610 mm
2 3/8 x 7 7/8 and 11 7/8 x 24 in.



Unit B
60 x 200 and 302 x 610 mm
2 3/8 x 7 7/8 and 11 7/8 x 24 in.




- 48 Brooklyn *New*
- 49 Capiro *New*
- 50 Cassara Large Rectangle
- 51 Cassara Verde
- 51 Eko
- 52 Esbelto DuraFusion 
- 53 Kensington Smooth
- 54 Kensington
- 55 Mega Melville
- 56 Melville 80
- 56 Melville 80 Small Rectangle
- 56 Melville 80 DuraFusion 
- 58 Melville Plank
- 59 Mondrian Plus 80
- 59 Mondrian Plus 80 Small Rectangle
- 60 Trafalgar 60
- 61 Vendome 60
- 61 Vendome 80
- 62 Virage
- 63 Zen

Pavers

Brooklyn Paver *New*



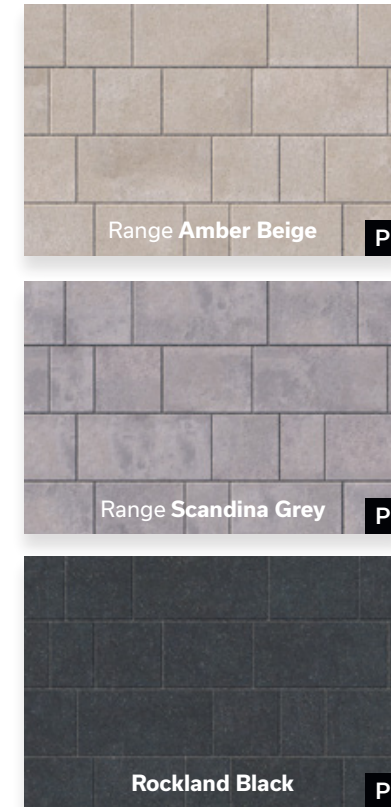
Brooklyn Paver
Rosewood and Midnight




Capio Paver *New*



Capio Paver
Range Scandina Grey and Rockland Black



- Unit A**
60 x 152 x 102 mm
2 3/8 x 6 x 4 in.
- Unit B**
60 x 152 x 152 mm
2 3/8 x 6 x 6 in.
- Unit C**
60 x 152 x 203 mm
2 3/8 x 6 x 8 in.
- Unit D**
60 x 152 x 254 mm
2 3/8 x 6 x 10 in.
- Unit E**
60 x 152 x 305 mm
2 3/8 x 6 x 12 in.






60 x 230 x 76 mm
2 3/8 x 9 x 3 in.

Cassara Large Rectangle Paver




Cassara Large Rectangle Paver
Range Shaded Grey



100 x 300 x 700 mm
4 x 11 13/16 x 27 9/16 in.

Cassara Verde Paver



Cassara Verde Paver
Range Shaded Grey





80 x 300 x 450 mm
3 1/8 x 11 13/16 x 17 3/4 in.

Eko Paver



Eko Paver
Ash Grey Blend



Colour available in Eko Paver
Small Rectangle only



Unit A
70 x 180 x 360 mm
2 3/4 x 7 x 14 1/8 in.



Unit B
70 x 360 x 360 mm
2 3/4 x 14 1/8 x 14 1/8 in.



Unit C
70 x 360 x 540 mm
2 3/4 x 14 1/8 x 21 1/4 in.






Small Rectangle
70 x 180 x 360 mm
2 3/4 x 7 x 14 1/8 in.

Esbelto DuraFusion Paver



Esbelto DuraFusion Paver
Silverstone





80 x 305 x 610 mm
3 1/8 x 12 x 24 in.

Kensington Smooth Paver



Kensington Smooth Paver
Ash Grey Blend



Sold in a Mixed Bundle (Large Rectangle, Square and Small Rectangle combined) suitable for mechanical installation.

Colour available in Kensington Smooth Rectangle Paver only



Large Rectangle
80 x 279 x 419 mm
3 1/8 x 11 x 16 1/2 in.



Square
80 x 279 x 279 mm
3 1/8 x 11 x 11 in.



Small Rectangle
80 x 139 x 279 mm
3 1/8 x 5 1/2 x 11 in.




Rectangle
(sold separately)
80 x 209 x 279 mm
3 1/8 x 8 1/4 x 11 in.

Kensington Paver

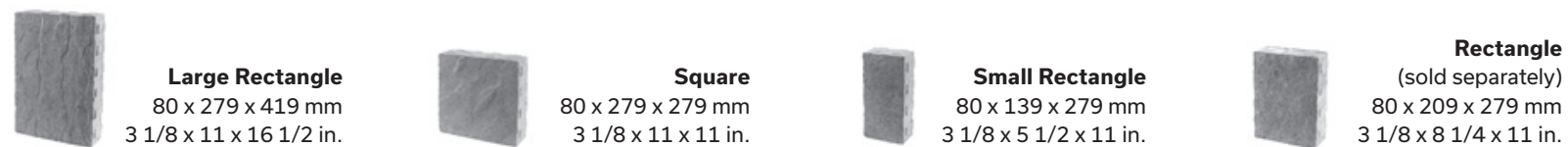


Kensington Paver
Canyon Grey Blend



Sold in a Mixed Bundle (Large Rectangle, Square and Small Rectangle combined) suitable for mechanical installation.


● Colour available in Kensington Rectangle Paver only



Mega Melville Paver



Mega Melville Paver
Range Newport Grey

























Melville 80 Paver


For more information  

smooth  





 Marbella 	 Silverstone 	 Hickory 
 Range Amber Beige 	 Range Margaux Beige 	 Range Chambord Grey 
 Range Scandina Grey 	 Range Shaded Grey 	 Range Newport Grey 
 Rockland Black 		

-  Colour available in Melville 80 Small Rectangle Paver only
-  Colours not available in Melville 80 Small Rectangle Paver


Unit A
80 x 190 x 380 mm
3 1/8 x 7 1/2 x 15 in.


Unit B
80 x 380 x 380 mm
3 1/8 x 15 x 15 in.


Unit C
80 x 380 x 570 mm
3 1/8 x 15 x 22 7/16 in.


Small Rectangle
(sold separately)
80 x 190 x 380 mm
3 1/8 x 7 1/2 x 15 in.

Melville Plank Paver



Melville Plank Paver
Range Scandina Grey



SLIM - A, B and C Units
80 x 127 x 300 - 400 - 500 mm
3 1/8 x 5 x 11 13/16 - 15 3/4 - 19 11/16 in.




LARGE - A, B and C Units
80 x 190 x 300 - 400 - 500 mm
3 1/8 x 7 1/2 x 11 13/16 - 15 3/4 - 19 11/16 in.

Mondrian Plus 80 Paver




Mondrian Plus 80 Paver
Range Newport Grey



● Colour available in Mondrian Plus 80 Small Rectangle Paver only



Unit A
80 x 165 x 330 mm
3 1/8 x 6 1/2 x 13 in.



Unit B
80 x 330 x 330 mm
3 1/8 x 13 x 13 in.



Unit C
80 x 330 x 495 mm
3 1/8 x 13 x 19 1/2 in.



Small Rectangle
(sold separately)
80 x 165 x 330 mm
3 1/8 x 6 1/2 x 13 in.

Trafalgar 60 Paver



Trafalgar 60 Paver
Range Margaux Beige

Unit A
60 x 100 x 200 mm
2 3/8 x 3 15/16 x 7 7/8 in.

Unit B
60 x 200 x 200 mm
2 3/8 x 7 7/8 x 7 7/8 in.

Unit C
60 x 200 x 300 mm
2 3/8 x 7 7/8 x 11 13/16 in.

Vendome 60 and 80 Paver



Vendome 80 Paver
Rockland Black

Unit A - 60 mm
60 x 130 x 197 mm
2 3/8 x 5 1/8 x 7 3/4 in.

Unit B - 60 mm
60 x 130 x 262 mm
2 3/8 x 5 1/8 x 10 5/16 in.

Unit C - 60 mm
60 x 130 x 327 mm
2 3/8 x 5 1/8 x 12 7/8 in.

Vendome 60 Pavers are not vehicular.

Unit A - 80 mm
80 x 130 x 197 mm
3 1/8 x 5 1/8 x 7 3/4 in.

Unit B - 80 mm
80 x 130 x 262 mm
3 1/8 x 5 1/8 x 10 5/16 in.

Unit C - 80 mm
80 x 130 x 327 mm
3 1/8 x 5 1/8 x 12 7/8 in.

Virage Paver



Range Scandina Grey P



80 x 300 x 300 mm
3 1/8 x 11 7/8 x 11 7/8 in.

Virage Paver
Range Scandina Grey


Zen Paver



Range Amber Beige P



Range Scandina Grey P



80 x 190 x 380 mm
3 1/8 x 7 1/2 x 15 in.

Zen Paver
Range Scandina Grey

- 66 Grande
- 67 Lafitt Tandem
- 68 Melville Tandem
- 69 Orion
- 70 RB
- 71 Urbano
- 72 Vario
- 74 Wallstone
- 74 Wedgestone

Walls

Grande Wall



Grande Wall
Grey



Lafitt Tandem Wall




Lafitt Tandem Wall
Range Margaux Beige



● Colours available in 438 Capping and 175 Step only



● Available in the 180 units only



Melville Tandem Wall



Melville Tandem Wall
Range Newport Grey



90 - A, B, C and D Units
90 x 67 x 201 - 268 - 335 - 402 mm
3 9/16 x 2 5/8 x 7 7/8 - 10 1/2 - 13 3/16 - 15 13/16 in.




180 - E, F and G Units
180 x 67 x 335 - 402 - 469 mm
7 x 2 5/8 x 13 3/16 - 15 13/16 - 18 1/2 in.

Orion Wall



Orion Wall
Range Scandina Grey





180 x 203 x 813 mm
7 x 8 x 32 in.


RB Wall




RB Wall
Granite Blend



- 

Standard Unit
(sold separately)
150 x 300 x 200 mm
5 29/32 x 11 13/16 x 7 7/8 in.
- 


Corner
(sold separately)
150 x 300 x 200 mm
5 29/32 x 11 13/16 x 7 7/8 in.
- 


Capping
(sold separately)
75 x 300 x 610 mm
2 15/16 x 11 7/8 x 24 in.


Urbano Wall




Urbano Wall
Range Scandinia Grey



- 


Unit A
120 x 201 x 335 mm
4 3/4 x 7 15/16 x 13 3/16 in.
- 







Unit B
120 x 201 x 402 mm
4 3/4 x 7 15/16 x 15 3/16 in.
- 

Unit C
120 x 201 x 469 mm
4 3/4 x 7 15/16 x 18 1/2 in.



Vario Wall
Range Amber Beige



 90 - Unit A 90 x 238 x 317.5 mm 3 9/16 x 9 3/8 x 12 1/2 in.	 90 - Unit B 90 x 238 x 397 mm 3 9/16 x 9 3/8 x 15 5/8 in.	 90 - Unit C 90 x 238 x 476.5 mm 3 9/16 x 9 3/8 x 18 3/4 in.
 180 - Unit A 180 x 238 x 317.5 mm 7 x 9 3/8 x 12 1/2 in.	 180 - Unit B 180 x 238 x 397 mm 7 x 9 3/8 x 15 5/8 in.	 180 - Unit C 180 x 238 x 476.5 mm 7 x 9 3/8 x 18 3/4 in.

Wallstone Wall



Wallstone Wall
Granite Blend



Desert Grey Blend



Granite Blend



Standard Unit
100 x 200 x 300 mm
3 15/16 x 7 7/8 x 11 13/16 in.



Corner/Column Unit
100 x 200 x 300 mm
3 15/16 x 7 7/8 x 11 13/16 in.



12-inch Capping
100 x 200 x 300 mm
3 15/16 x 7 7/8 x 11 13/16 in.




Wedgestone Wall



Wedgestone Wall
Desert Grey Blend



Desert Grey Blend



Granite Blend



Standard Unit
100 x 200 x 231 and 153 mm
3 15/16 x 7 7/8 x 9 3/32 and 6 in.



Capping Unit
100 x 200 x 231 and 153 mm
3 15/16 x 7 7/8 x 9 3/32 and 6 in.



CAPPING

- 76 Lafitt Plus
- 78 Laguna
- 79 Leno Bullnose
- 79 Leno Lafitt *New*
- 79 Leno Straight *New*
- 78 Marina
- 80 Melville Plus 60 and 90 *New*


STEPS

- 77 Lafitt Plus
- 81 Melville Plus 60 and 90

Capping and Steps

Melville Plus 60 Capping Range Scandina Grey - P 80 | Melville Plus 60 Step Range Scandina Grey - P 81

Lafitt Plus Capping



90 x 305 x 400 mm
3 9/16 x 12 x 15 3/4 in.

Lafitt Plus Capping
Range Scandina Grey

Lafitt Plus Step




90 x 400 x 400 mm
3 9/16 x 15 3/4 x 15 3/4 in.

Lafitt Plus Step
Range Margaux Beige

Laguna Pool Capping



Laguna Pool Capping
Alpine Grey



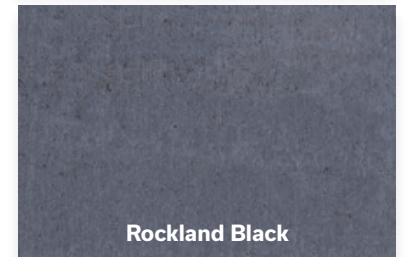




60 x 360 x 610 mm
2 3/8 x 14 3/16 x 24 in.


Leno Capping




Leno Bullnose Capping
Range Scandinavia Grey



60 x 150 x 300 mm
2 3/8 x 5 15/16 x 11 13/16 in.



Leno Bullnose
60 x 305 x 915 mm
2 3/8 x 12 x 36 in.



New **Leno Straight**
60 x 305 x 915 mm
2 3/8 x 12 x 36 in.



New **Leno Lafitt**
60 x 305 x 915 mm
2 3/8 x 12 x 36 in.

- Colours available in Leno Bullnose and Straight only
- Colours available in Leno Lafitt only
- Colour available in Leno Bullnose only

Marina Capping



Marina Capping
Rockland Black

Melville Plus 60 and 90 Capping



Melville Plus 60 Capping
Range Scandina Grey

Melville Plus 60 and 90 Steps




Melville Plus 60 Step
Range Scandina Grey



● Colours available in Melville Plus 60 Capping only

60 Unit
60 x 305 x 600 mm
2 3/8 x 12 x 23 5/8 in.

New
90 Unit
90 x 305 x 600 mm
3 9/16 x 12 x 23 5/8 in.



● Colours available in Melville Plus 90 Step only

60 Unit
60 x 400 x 600 mm
2 3/8 x 15 3/4 x 23 5/8 in.

90 Unit
90 x 400 x 600 mm
3 9/16 x 15 3/4 x 23 5/8 in.



84 Mega Lafitt Plus

85 Mega Melville Plus

86 Valentia

Mega Steps

Mega Lafitt Plus Step



Mega Lafitt Plus Step
Rockland Black





180 x 406 x 1219 mm
7 x 16 x 48 in.

Mega Melville Plus Step



Mega Melville Plus Step
Range Scandina Grey




180 x 406 x 1219 mm
7 x 16 x 48 in.

Valentia Step




Valentia Step
Sierra Black




- 88 Lafitt
- 89 Melville
- 90 Novo *New*

Curbs



Sorrento



Sierra Black



Step
175 x 350 x 1200 mm
6 7/8 x 13 3/4 x 47 1/4 in.



Terrace Step
150 x 500 x 1500 mm
6 x 19 11/16 x 59 1/16 in.

Melville Curb Range Scandina Grey - P 89

Lafitt Curb



Lafitt Curb
Range Newport Grey



Range Margaux Beige **P**



Range Newport Grey



Rockland Black **P**



125 x 115 x 600 mm
4 7/8 x 4 1/2 x 23 5/8 in.


Melville Curb



Melville Curb
Rockland Black




Range Amber Beige **P**



Range Scandina Grey **P**



Range Shaded Grey



Rockland Black **P**



125 x 115 x 600 mm
4 7/8 x 4 1/2 x 23 5/8 in.



Novo Curb
Rockland Black



178 x 152.5 x 610 mm
7 x 6 x 24 in.

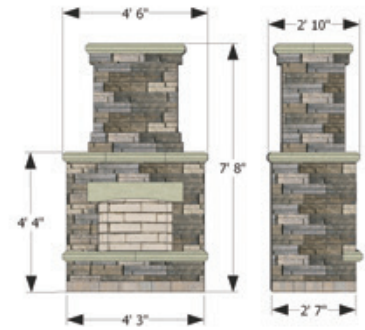
- 92 Fireplace
- 92 Wood Boxes
- 92 Grill Island
- 92 Brick Oven

Elements

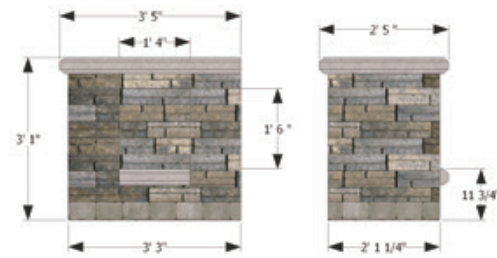


Bordeaux

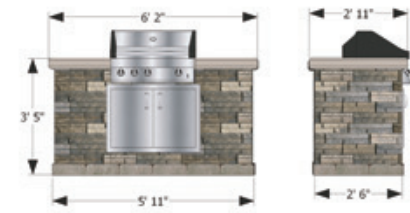
Bordeaux Fireplace




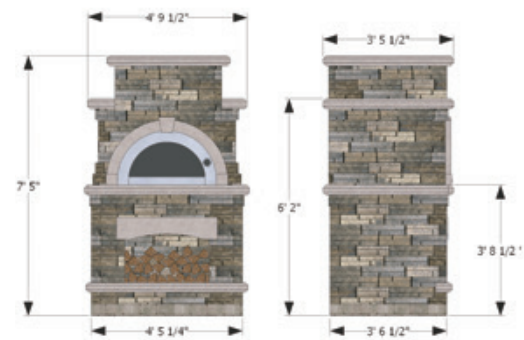
Bordeaux Wood Boxes



Bordeaux Grill Island



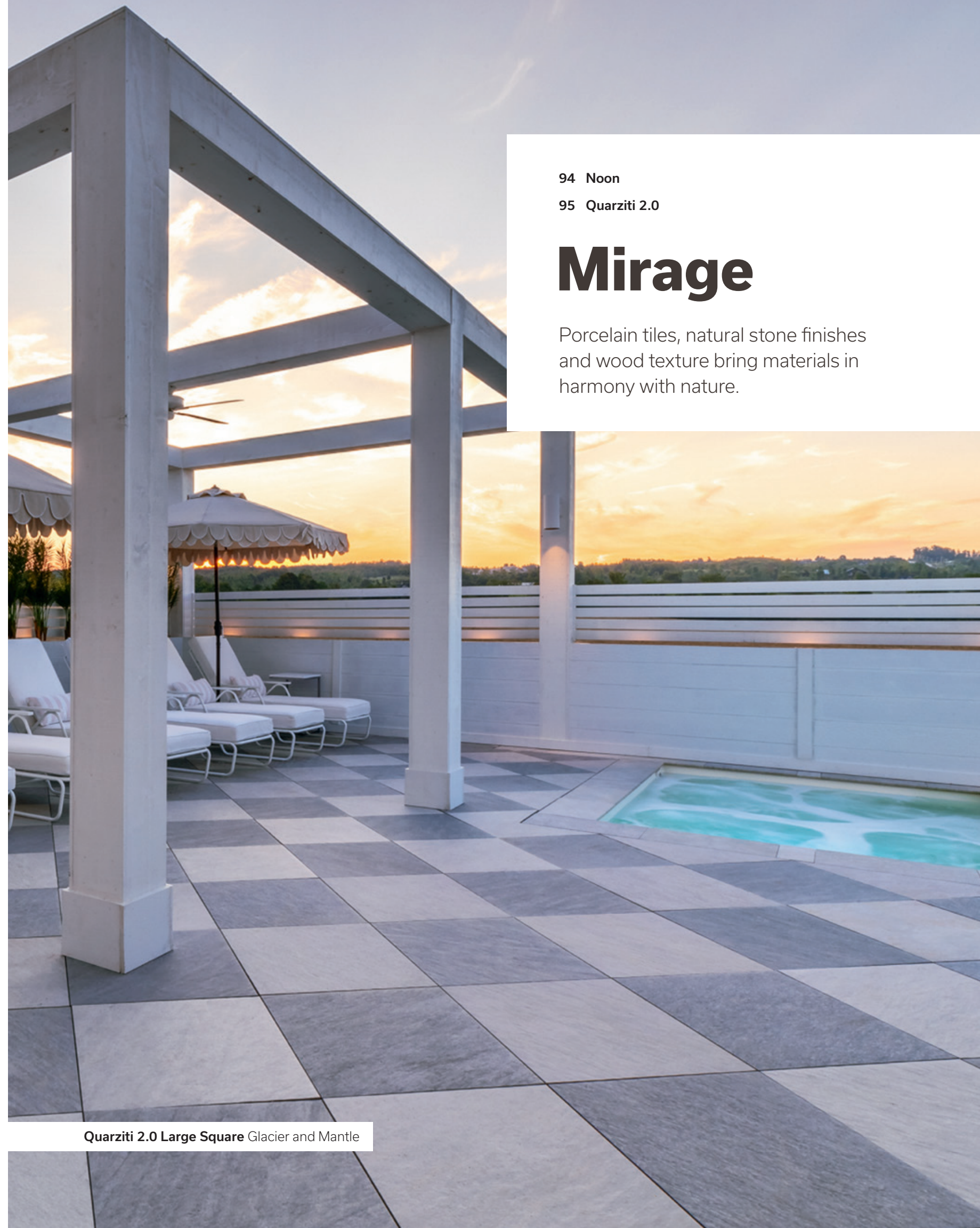
Bordeaux Brick Oven



94 Noon
95 Quarziti 2.0

Mirage

Porcelain tiles, natural stone finishes and wood texture bring materials in harmony with nature.



Quarziti 2.0 Large Square Glacier and Mantle


NOON Porcelain Tiles



Noon
Daylight



Daylight



Ember



20 x 300 x 1200 mm
3/4 x 11 13/16 x 47 1/4 in.


Quarziti 2.0 Porcelain Tiles




Quarziti 2.0 Large Square
Waterfall



Glacier



Waterfall



Mantle



Large Rectangle
(sold separately)
20 x 600 x 1200 mm
3/4 x 23 5/8 x 47 1/4 in.



Large Square
(sold separately)
20 x 600 x 600 mm
3/4 x 23 5/8 x 23 5/8 in.



Pool Capping
(sold separately)
20 x 330 x 600 mm
3/4 x 13 x 23 5/8 in.

Techniseal® Polymeric Sands



SMARTSAND® with NextGel™ TECHNOLOGY

- Optimizing interlocking paver jointing
 - Ideal for 1/16 in. (1.6 mm) to 1 in. (2.5 cm) wide joints
 - Suitable for pedestrian and low-traffic areas (driveways, sidewalks and terraces)
- SmartSand is offered by Permacon in **Tan, Urban Grey or Granite**



HP NextGel

- Optimizing jointing of concrete pavers and slabs, and porcelain tiles (only if mechanical compaction is possible)
 - Appropriate for false joints
 - Ideal for 1/16 in. (1.6 mm) to 2 in. (5 cm) wide joints
 - Suitable for high-humidity environments, heavy-sloped and heavy traffic areas
- HP NextGel is offered by Permacon in **Tan, Urban Grey, Ivory, Black or Granite**



RG+ NextGel

- Economic solution
 - Ideal for 1/16 in. (1.6 mm) to 1/2 in. (12.7 mm) wide joints
 - Suitable for everyday projects
- RG+ NextGel is offered by Permacon in **Tan or Dark Granite**



NOCO NO COMPACTION

- Optimizing jointing of concrete pavers, highly textured surfaces, large slabs and porcelain tiles
 - Appropriate for false joints
 - Ideal for 1/4 in. (6 mm) to 2 in. (5 cm) wide joints with up to 4 in. (10 cm) wide intersections
 - Perfect alternative to mortar, stone dust and polymeric stone dust
- Noco is offered by Permacon in **Desert Tan or Iron Grey**




Tan




Urban Grey



Ivory



Black




Granite



Dark Granite



Desert Tan



Iron Grey

All the tools you need to design your project



VISUALIZATION TOOL

Create, dare, change, start again... in complete freedom!



MAINTENANCE

Protect your investment



INSPIRATION

Let yourself be inspired by our gallery of projects



Permacon.ca

50-Year Warranty

Landscape Products



50-Year Warranty | **Landscape Products**

PERMACON
A CRH COMPANY

Permacon's 50-year warranty applies to landscape and masonry products including Suretouch intended for residential use¹. This warranty statement affirms that products manufactured by Permacon meet the requirements of CSA (Canadian Standard Association) and ASTM (American Society for Testing and Materials) standards.

For details regarding commercial applications, please refer to our institutional, commercial and industrial warranty.

Permacon guarantees that, as of the date of delivery, its concrete products are free from manufacturing defects. Provided that the conditions set forth below are met, Permacon guarantees the structural integrity of the concrete in its landscaping and masonry products for a period of 50 years from the date of the product's purchase. The warranty applies to normal, non-abusive use of the product. To preserve the original appearance of your products, we recommend that you consult our **Landscape Maintenance Guide** available on our website.

IN ALL CASES DETAILED BELOW, THE WARRANTY IS LIMITED TO THE PRODUCTS' MARKET VALUE.

How do I make a claim?

 permacon.ca/en/warranty/



Proof of purchase is required to proceed with a claim request. No claims will be accepted without proof of purchase.²

All claims must be reported within 15 days of the discovery of a product's defect. To validate a claim, a Permacon representative will arrive to inspect the defective products in order to confirm whether the claim is eligible. Therefore, it is essential to provide Permacon with the necessary access to inspect and take photos of the affected products.

This warranty is the only one that is presently offered. Because Permacon continually improves and modifies its products, it may alter and discontinue products at any time, and therefore may replace warranty-covered products with products of similar quality or offer monetary compensation if the products under warranty have been discontinued or are no longer on the market while the warranty is active.

In the event that a product is found to be non-compliant by Permacon or an authorized representative of the company, and in order to proceed with compensation, Permacon will take into account the number of months during which the

landscape or masonry products were in the possession of the owner or their contractor, up to the date of the claim, and will prorate the amount of the payment or replacement to be made accordingly.

For example, if the purchaser makes a warranty claim in the last month of the 10th year of the warranty (i.e., the 120th month), the manufacturer, at its sole discretion, shall either:

- Provide a replacement for the product in question if still available (only the defective product will be replaced);
- Return 480/600 of the price paid for the products to the owner. No labour, transportation, or other compensation will be covered by Permacon.

Transferability

The warranty is transferable. Proof of warranty registration will still be required in the event of a claim. The prorated period will be based on the 50-year warranty period remaining as an assignee, if the purchaser transfers the warranty to a subsequent owner, as described above.

Exclusions

A landscape or masonry product installed on an area of more than **100 square feet** confirms the acceptance of the product received on the job site and that no claim can be made to Permacon regarding the colour, size, or texture of the product.

This warranty excludes all products not supplied by Permacon, as well as any defects, failures, or damages that may result from the actions listed below:

- Contact with chemicals or cleaning products;
- Damage caused by pressure washers;
- Improper installation or other construction activities that do not comply with the installation standards established by ICPI, NCMA or IMQ, the National Building Code or the installation methods and tips recommended by Permacon. The installation guides provided by Permacon represent certain installation situations and are not exhaustive. It is therefore strongly recommended that you consult a qualified professional to ensure the proper installation of Permacon products on a specific job site;
- Defective design or construction resulting in sagging, shifting, or failure;
- Breakage due to shock, impact, or excessive load during handling, use, or transportation;
- Natural disaster or other uncontrollable event;
- Breakage and damage to products caused by soil movement or building movement as well as misuse of construction, compaction, or snow removal equipment. The warranty does not cover surface deterioration caused by the misuse of sodium chloride (NaCl) to de-ice pavers, slabs, or steps;
- The use of sodium chloride (NaCl) on the following products:
 - Step Valentia;
 - Valentia Block;
- Be.OnStone and Mirage products sold by Permacon.

Installation

When installing masonry products, all work must be cleaned to remove any residues and contaminants left on the stone or brick. Permacon accepts no responsibility for stains and colour changes caused by installation residue or the consequences of cleaning these residues.

Colour

The presence of natural ingredients used in the manufacturing process varies from one product to another. Therefore, the product received on the job site will not be completely identical to the products displayed in our commercial presentations (catalogs, samples, displays). Any difference in colour will not be covered by the guarantee.

Photos of our products in landscape and masonry brochures, as well as in displays such as masonry panels and landscape racks at our distributors, are not an exact representation of the products that will be delivered to the job site. Permacon offers a variety of products with different colours to reproduce the appearance of natural stone. It is therefore strongly recommended that you view several products directly from your authorized Permacon distributor to see all available colours.

It is the purchaser's responsibility to approve the products (and their colour) delivered to the job site prior to installation to confirm satisfaction. It is also recommended to mix products from different pallets received on the job site. Since variations in colour shades are a natural phenomenon, Permacon does not guarantee colour uniformity between different pallets on the same job site. Product installation constitutes acceptance.

Polymeric film

A whitish polymeric film can be found on the surface of Permacon's products. This is the result of an inadequate use of polymeric sand. Improper cleaning of slabs and pavers prior to the application of water on the product surface can cause this whitish polymeric film. This film does not affect the structural integrity of the product. Permacon cannot be held responsible for this phenomenon, which is not covered by the warranty.

Efflorescence

White traces on the surface of the product are caused by a natural phenomenon called efflorescence. More visible on darker products, efflorescence affects neither the intrinsic technical qualities nor the structural integrity of Permacon's products. The possible appearance of efflorescence cannot be the subject of any guarantee. In most cases, efflorescence disappears by itself over time.

Our Preventive Maintenance Guide for Concrete Landscaping Products is available on our website permacon.ca

¹ The following locations are defined as residential: family dwelling of five units or less, single family homes, garden suites, or townhouses.

² The following documents are considered valid proof of purchase: invoices directly from an authorized Permacon distributor, or invoice from a landscape contractor, general contractor, mason, or home builder.



Since 1952, all Permacon products have been made with passion and pride in Canada.



[permacon.ca](https://www.permacon.ca)



1 888 PERMACON

PERMACON
A CRH COMPANY