


New

Boulevard Tactile Paver



Colour


Cinder Grey




	Dimensions mm	Dimensions in.
	100 x 300 x 300	4 x 11 13/16 x 11 13/16
Unit/area	11.11 units/m ²	1.03 units/ft ²
Cube ft ²	69.78	11.63 per row

Mass/ft² 22.33 kg 49.13 lb


Typical Row



Laying Patterns



Checkerboard



Offset

TECHNICAL INFORMATION

Product	Standard	Flexural Strength	Compressive Strength	De-icing salts freeze-thaw durability	Density	Absorption	Dimension Tolerance*
Boulevard Tactile Paver	CSA A231.2	N/A	μ 50 MPa ≥ 45 MPa	225 g/m ² after 28 cycles 500 g/m ² after 49 cycles	N/A	N/A	Length: -1.0 to +2.0 mm Width: -1.0 to +2.0 mm Height: ±3.0 mm

Setting of joint-filling sand: Cover the vibrating plate with a removable rubber tread (neoprene or polypropylene). Cover the snow removal tools with Teflon or neoprene protectors to minimize the risk of damage from scratches or concrete shards. Laying patterns: These laying patterns are by way of example only and represent only a few of many possibilities. Permacon shall not be responsible for the excess or shortage of pavers resulting from installation according to these laying patterns.