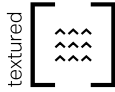




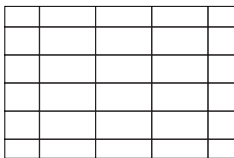
# Brooklyn Paver

New




	Dimensions mm	Dimensions in.	Code	Colour	Typical Row
	60 x 230 x 76	2 3/8 x 9 x 3		<b>Truecolor</b>	
Weight/unit	2.3 kg	5.1 lb	10151722	Midnight	
Unit/area	0.02 m <sup>2</sup>	0.188 ft <sup>2</sup>	10150880	Rosewood	
Area/layer	0.96 m <sup>2</sup>	10.3 ft <sup>2</sup>	Sold in full cubes		
<b>Area/cube</b>	<b>9.58 m<sup>2</sup></b>	<b>10 Rows</b>	<b>103.13 ft<sup>2</sup></b>		
Qty/cube	550 units	550 units	Production location Milton		
Weight/cube	1272 kg	2805 lb			


## Laying Pattern



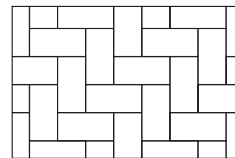
Checkerboard




Running Bond



Offset 1/3



Herringbone

 1 bag of sand covers approx. 70 ft<sup>2</sup>

## TECHNICAL INFORMATION

Product	Standard	Flexural Strength	Compressive Strength	De-icing salts freeze-thaw durability	Density	Absorption	Dimension Tolerance*
<b>Brooklyn Paver</b>	CSA A231.2	N/A	μ 50 MPa ≥ 45 MPa	225 g/m <sup>2</sup> after 28 cycles 500 g/m <sup>2</sup> after 49 cycles	N/A	N/A	Length: -1.0 to +2.0 mm Width: -1.0 to +2.0 mm Height: ±3.0 mm

Joint sand compaction: Cover vibrating plate with a removable rubber tread (neoprene or polypropylene).  
Cover snow removal tools with Teflon or neoprene protectors to minimize the risk of damage from scratches. Laying patterns are for design purposes only. Permacon shall not be responsible for excess or shortage of material.