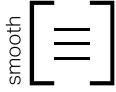


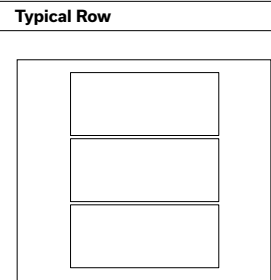
Cassara® Large Rectangle Paver



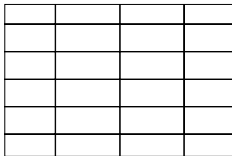
	Dimensions mm	Dimensions in.
	100 x 300 x 700	4 x 11 13/16 x 27 9/16
Weight/unit	48 kg	106 lb
Unit/area	4.76 units/m ²	0.44 unit/ft ²
Area/layer	0.63 m ²	6.78 ft ²
Area/cube	5.04 m²	8 Rows
Length/layer	2.10 lin. m	6.89 lin. ft
Length/cube	16.80 lin. m	55.13 lin. ft
Qty/cube	24 units	24 units
Weight/cube	1160 kg	2557 lb

Code	Colour
Prestige	
10200758	Range Scandina Grey
10200565	Range Amber Beige
10200566	Rockland Black
Standard	
10200564	Range Shaded Grey

Sold in full cubes only
Cannot be double stacked
Production location Montreal



Laying Pattern



Linear

1 bag of sand covers approx. 62 ft²

TECHNICAL INFORMATION

Product	Standard	Flexural Strength	Compressive Strength	De-icing salts freeze-thaw durability	Density	Absorption	Dimension Tolerance*
Cassara Large Rectangle Paver	CSA A231.2	N/A	μ 50 MPa ≥ 45 MPa	225 g/m ² after 28 cycles 500 g/m ² after 49 cycles	N/A	N/A	Length: -1.0 to +2.0 mm Width: -1.0 to +2.0 mm Height: ±3.0 mm

Joint sand compaction: Cover vibrating plate with a removable rubber tread (neoprene or polypropylene).
Cover snow removal tools with Teflon or neoprene protectors to minimize the risk of damage from scratches. Laying patterns are for design purposes only. Permacon shall not be responsible for excess or shortage of material. Given the weight of this paver, it is highly recommended to use suction-based lifting equipment for handling and placement (avoid manual installation).