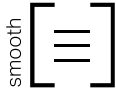


Grande Smooth Wall *New*



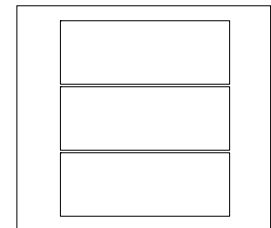
375 Standard



	Dimensions mm	Dimensions in.
	200 x 375 x 1000	7 7/8 x 14 3/4 x 39 3/8
Weight/unit	161 kg	360 lb
Area/layer	5.00 units/m ²	0.46 unit/ft ²
Area/cube	1.80 m ²	19.56 ft ²
Length/cube	9.00 lin. m	29.60 lin. ft
Qty/cube	9 units	9 units
Weight/cube	1500 kg	3300 lb

Code	Colour
129000448	Grey
Standard	
Sold by piece	
Can be double stacked	
Production location Quebec	

Typical Row



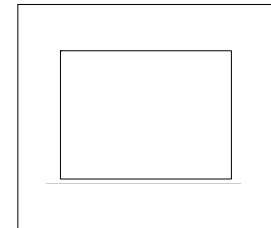
750 Standard



	Dimensions mm	Dimensions in.
	200 x 750 x 1000	7 7/8 x 29 1/2 x 39 3/8
Weight/unit	328 kg	726 lb
Area/layer	5.00 units/m ²	0.46 unit/ft ²
Area/cube	0.80 m ²	8.70 ft ²
Length/cube	4.00 lin. m	13.10 lin. ft
Qty/cube	4 units	4 units
Weight/cube	1350 kg	2970 lb

Code	Colour
129000449	Grey
Standard	
Sold by piece	
Can be double stacked	
Production location Quebec	

Typical Row




1125 Standard



	Dimensions mm	Dimensions in.
	200 x 1125 x 1000	7 7/8 x 44 5/16 x 39 3/8
Weight/unit	483 kg	1065 lb
Area/layer	5.00 units/m ²	0.46 unit/ft ²
Area/cube	0.60 m ²	6.45 ft ²
Length/cube	3.00 lin. m	9.90 lin. ft
Qty/cube	3 units	3 units
Weight/cube	1450 kg	3190 lb

Code	Colour
129000452	Grey
Standard	
Sold by piece	
Can be double stacked	
Production location Quebec	

Typical Row



TECHNICAL INFORMATION

Product	Standard	Flexural Strength	Compressive Strength	De-icing salts freeze-thaw durability	Density	Absorption	Dimension Tolerance*
Grande Smooth Wall	ASTM C 1372	N/A	20.7 MPa	N/A	2000 kg/m ³	10.4%	Length: ±3.2 mm Width: ±3.2 mm Height: ±3.2 mm

Grande Smooth Wall

Corner Unit



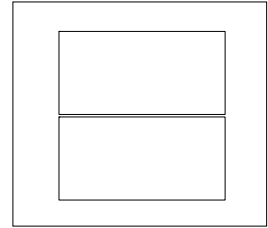
	Dimensions mm	Dimensions in.
	200 x 500 x 1000	7 7/8 x 19 11/16 x 39 3/8
Weight/unit	213 kg	469 lb
Unit/area	3.33 units/m ²	0.31 unit/ft ²
Qty/cube	6 units*	6 units*
Weight/cube	1278 kg	2811 lb

* 6 units equal: 3 right units, 3 left units

Code	Colour
	Standard

129000451 Grey
 Call for custom colour information
 Sold by piece
 Can be double stacked
 Production location Quebec

Typical Row



Step 175

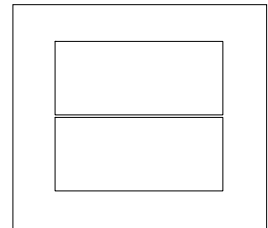


	Dimensions mm	Dimensions in.
	175 x 438 x 1000	6 7/8 x 17 1/4 x 39 3/8
Weight/unit	175 kg	386 lb
Length/cube	1.20 lin. m	19.68 lin. ft
Qty/cube	6 units	6 units
Weight/cube	1070 kg	2358 lb

Code	Colour
	Standard

129000453 Grey
 Sold by piece
 Can be double stacked
 Production location Quebec

Typical Row



Capping 438

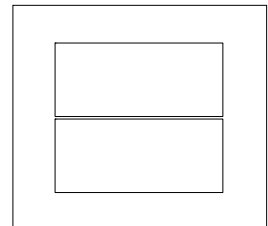


	Dimensions mm	Dimensions in.
	200 x 438 x 1000	7 7/8 x 17 1/4 x 39 3/8
Weight/unit	194 kg	427 lb
Unit/area	5.00 units/m ²	0.46 unit/ft ²
Qty/cube	6 units	6 units
Weight/cube	1162 kg	2561 lb

Code	Colour
	Standard

129000450 Grey
 Sold by piece
 Can be double stacked
 Production location Quebec

Typical Row



TECHNICAL INFORMATION

Product	Standard	Flexural Strength	Compressive Strength	De-icing salts freeze-thaw durability	Density	Absorption	Dimension Tolerance*
Grande Smooth Wall	ASTM C 1372	N/A	20.7 MPa	N/A	2000 kg/m ³	10.4%	Length: ±3.2 mm Width: ±3.2 mm Height: ±3.2 mm