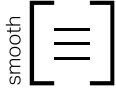
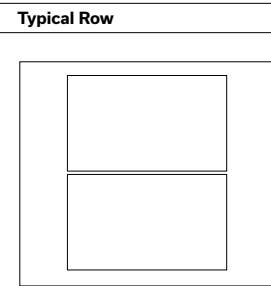


# Mega Melville® Slab



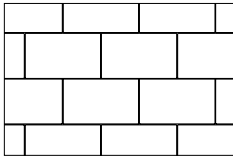
	Dimensions mm	Dimensions in.
	60 x 570 x 950	2 3/8 x 22 7/16 x 37 3/8
Weight/unit	79 kg	175 lb
Area/unit	0.54 m <sup>2</sup>	5.83 ft <sup>2</sup>
Area/layer	1.08 m <sup>2</sup>	11.56 ft <sup>2</sup>
<b>Area/cube</b>	<b>9.72 m<sup>2</sup></b>	<b>9 Rows</b>
Qty/cube	18 units	18 units
Weight/cube	1422 kg	3150 lb

Code	Colour
<b>Prestige</b>	
12053566	Range Amber Beige
12052363	Range Margaux Beige
12052772	Range Chambord Grey
12052362	Range Scandina Grey
12052360	Rockland Black
<b>Standard</b>	
12053565	Range Shaded Grey
12052366	Range Newport Grey

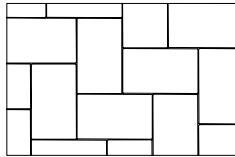


Sold in full cubes only  
Production location Cambridge

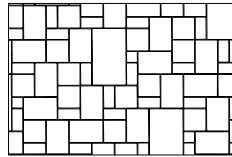
## Laying Patterns



Linear



Herringbone



Modular  
83% Melville 60  
17% Mega Melville 60

1 bag of sand covers approx. 289 ft<sup>2</sup>

## TECHNICAL INFORMATION

Product	Standard	Flexural Strength	Compressive Strength	De-icing salts freeze-thaw durability	Density	Absorption	Dimension Tolerance*
<b>Mega Melville Slab</b>	CSA A231.1	±4.5 MPa	N/A	225 g/m <sup>2</sup> after 28 cycles 500 g/m <sup>2</sup> after 49 cycles	N/A	N/A	Length: -1.0 to +2.0 mm Width: -1.0 to +2.0 mm Height: ±3.0 mm

\* Concave or convex warpage in one dimension: up to and including 450 mm: 2.0 mm / over 450 mm: 3.00 mm

Cover snow removal tools with Teflon or neoprene protectors to minimize the risk of damage from scratches. Laying patterns are for design purposes only. Permacon shall not be responsible for excess or shortage of material. Given the weight of this Slab, it is highly recommended to use suction-based lifting equipment for handling and placement (avoid manual installation).