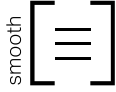





# Melville® Plank Paver






| Melville® Plank Slim  |                    | Dimensions mm              | Dimensions in.             |                             |
|---|--------------------|----------------------------|----------------------------|-----------------------------|
| <br><br> | A                  | 80 x 127 x 300             | 3 1/8 x 5 x 11 13/16       |                             |
|   | B                  | 80 x 127 x 400             | 3 1/8 x 5 x 15 3/4         |                             |
|   | C                  | 80 x 127 x 500             | 3 1/8 x 5 x 19 11/16       |                             |
|   | Weight/unit (avg.) | 9 kg                       | 21 lb                      |                             |
|   | Unit/area (avg.)   | 19.61 units/m <sup>2</sup> | 1.83 units/ft <sup>2</sup> |                             |
|   | Area/layer         | 1.07 m <sup>2</sup>        | 11.48 ft <sup>2</sup>      |                             |
|   | <b>Area/cube</b>   | <b>8.56 m<sup>2</sup></b>  | <b>8 Rows</b>              | <b>91.84 ft<sup>2</sup></b> |
|   | Qty/cube           | A = 56                     | B = 56                     | C = 56                      |
|   | Length/row         | 8.40 lin. m                | 27.56 lin. ft              |                             |
|   | Length/cube        | 67.20 lin. m               | 220.48 lin. ft             |                             |
| Weight/cube   | 1610 kg            | 3542 lb                    |                            |                             |

| Code     | Colour              |
|----------|---------------------|
|          | <b>Prestige</b>     |
| 10550398 | Rockland Black      |
| 10550392 | Range Scandina Grey |
|          | <b>Standard</b>     |
| 10550399 | Range Newport Grey  |

Sold in full cubes  
Production location Montreal

**Typical Row**

|   |   |   |
|---|---|---|
| B | A | C |
| B | A | C |
| B | A | C |
| B | A | C |
| B | A | C |
| B | A | C |
| B | A | C |
| B | A | C |

| Melville® Plank Large   |                    | Dimensions mm              | Dimensions in.             |                             |
|---|--------------------|----------------------------|----------------------------|-----------------------------|
| <br><br> | A                  | 80 x 190 x 300             | 3 1/8 x 7 1/2 x 11 13/16   |                             |
|   | B                  | 80 x 190 x 400             | 3 1/8 x 7 1/2 x 15 3/4     |                             |
|   | C                  | 80 x 190 x 500             | 3 1/8 x 7 1/2 x 19 11/16   |                             |
|   | Weight/unit (avg.) | 14 kg                      | 31 lb                      |                             |
|   | Unit/area (avg.)   | 13.16 units/m <sup>2</sup> | 1.22 units/ft <sup>2</sup> |                             |
|   | Area/layer         | 0.91 m <sup>2</sup>        | 9.82 ft <sup>2</sup>       |                             |
|   | <b>Area/cube</b>   | <b>7.28 m<sup>2</sup></b>  | <b>8 Rows</b>              | <b>78.56 ft<sup>2</sup></b> |
|   | Qty/cube           | A = 32                     | B = 32                     | C = 32                      |
|   | Length/row         | 4.80 lin. m                | 15.75 lin. ft              |                             |
|   | Length/cube        | 34.40 lin. m               | 126.00 lin. ft             |                             |
| Weight/cube   | 1399 kg            | 3078 lb                    |                            |                             |


| Code     | Colour              |
|----------|---------------------|
|          | <b>Prestige</b>     |
| 10550395 | Rockland Black      |
| 10550397 | Range Scandina Grey |
|          | <b>Standard</b>     |
| 10550394 | Range Newport Grey  |

Sold in full cubes  
Production location Montreal


**Typical Row**

|   |   |   |
|---|---|---|
| B | A | C |
| B | A | C |
| B | A | C |
| B | A | C |


### Laying Patterns



Melville Plank Slim Linear



Melville Plank Large Linear



Melville Plank 50% Slim and 50% Large

1 bag of sand covers approx. : Slim - 54 ft<sup>2</sup> / Large- 79 ft<sup>2</sup>

### TECHNICAL INFORMATION

| Product              | Standard   | Flexural Strength | Compressive Strength | De-icing salts freeze-thaw durability  | Density | Absorption | Dimension Tolerance*   |
|----------------------|------------|-------------------|----------------------|--|---------|------------|--|
| Melville Plank Paver | CSA A231.2 | N/A               | μ 50 MPa<br>≥ 45 MPa | 225 g/m <sup>2</sup> after 28 cycles<br>500 g/m <sup>2</sup> after 49 cycles | N/A     | N/A        | Length: -1.0 to +2.0 mm<br>Width: -1.0 to +2.0 mm<br>Height: ±3.0 mm |

Joint sand compaction: Cover vibrating plate with a removable rubber tread (neoprene or polypropylene). Cover snow removal tools with Teflon or neoprene protectors to minimize the risk of damage from scratches. Laying patterns are for design purposes only. Permacon shall not be responsible for excess or shortage of material.