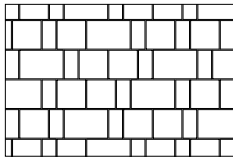


Mondrian® Plus 60 Slab

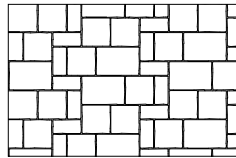


		Dimensions mm	Dimensions in.	Code	Colour	Typical Row
A	A	60 x 165 x 330	2 3/8 x 6 1/2 x 13	12052893	Range Margaux Beige	
	B	60 x 330 x 330	2 3/8 x 13 x 13			
	C	60 x 330 x 495	2 3/8 x 13 x 19 1/2			
B	Weight/unit (avg.)	14 kg	30 lb	12052894	Range Amboise Beige	
	Area/unit	0.11 m ²	1.17 ft ²	12052566	Range Scandinia Grey	
C	Area/layer	0.98 m ²	10.55 ft ²	Standard		
	Area/cube	11.76 m²	12 Rows	12052891	Range Norvick Grey	
	Qty/cube	A = 48	B = 48	C = 24	12052892	Range Newport Grey
	Weight/cube	1666 kg	3667 lb	Sold in full cubes only Can only be stacked 3 pallets high Production location Bolton		

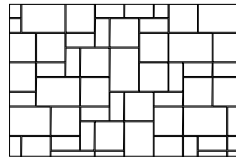
Laying Patterns



Linear
100% Mix A, B, C



Modular
100% Mix A, B, C



Modular
100% Mix A, B, C

1 bag of sand covers approx. 57 ft²

TECHNICAL INFORMATION

Product	Standard	Flexural Strength	Compressive Strength	De-icing salts freeze-thaw durability	Density	Absorption	Dimension Tolerance*
Mondrian Plus 60 Slab	CSA A231.1	±4.5 MPa	N/A	225 g/m ² after 28 cycles 500 g/m ² after 49 cycles	N/A	N/A	Length: -1.0 to +2.0 mm Width: -1.0 to +2.0 mm Height: ±3.0 mm

* Concave or convex warpage in one dimension: up to and including 450 mm: 2.0 mm / over 450 mm: 3.00 mm

Cover snow removal tools with Teflon or neoprene protectors to minimize the risk of damage from scratches. Laying patterns are for design purposes only. Permacon shall not be responsible for excess or shortage of material.