

# Keystone Wall and Capping



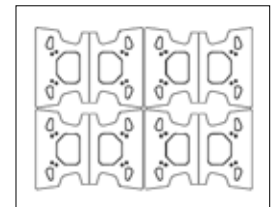
## Compact Straight-Face Wall



	Dimensions mm	Dimensions in.
	204 x 305 x 457	8 x 12 x 18
Weight/unit	45 kg	99 lb
Unit/area	10.80 units/m <sup>2</sup>	1.00 unit/ft <sup>2</sup>
Area/cube	3.70 m <sup>2</sup>	40.00 ft <sup>2</sup>
<b>Qty/cube</b>	<b>40 units</b>	<b>5 Rows</b>
Weight/cube	1832 kg	4039 lb

Code	Colour
	<b>Standard</b>
16055000	Smoke Grey

### Typical Row



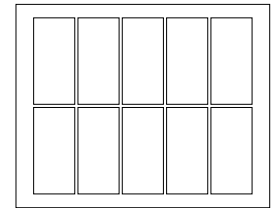
## Corner Wall



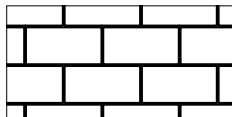
	Dimensions mm	Dimensions in.
	204 x 230 x 450	8 x 9 x 18
Weight/unit	52 kg	114 lb
Unit/area	7.20 units/m <sup>2</sup>	0.67 unit/ft <sup>2</sup>
Area/cube	2.79 m <sup>2</sup>	30.00 ft <sup>2</sup>
<b>Qty/cube</b>	<b>20 units</b>	<b>2 Rows</b>
Weight/cube	1044 kg	2296 lb

Code	Colour
	<b>Standard</b>
16052390	Smoke Grey

### Typical Row



## Laying Pattern



Linear

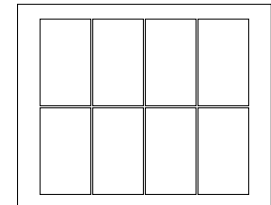
## Straight-Face Capping



	Dimensions mm	Dimensions in.
	102 x 267 x 432	4 x 10 1/2 x 17
Weight/unit	30 kg	64 lb
Unit/length	2.20 units/lin. m	0.67 unit/lin. ft
Area/cube	2.60 m <sup>2</sup>	28.00 ft <sup>2</sup>
<b>Qty/cube</b>	<b>56 units</b>	<b>7 Rows</b>
Weight/cube	1655 kg	3640 lb

Code	Colour
	<b>Standard</b>
16054730	Smoke Grey

### Typical Row



## TECHNICAL INFORMATION

Product	Standard	Flexural Strength	Compressive Strength	De-icing salts freeze-thaw durability	Density	Absorption	Dimension Tolerance*
<b>Keystone Wall</b>	ASTM C 1372	N/A	20.7 MPa	N/A	2000 kg/m <sup>2</sup>	10.4%	Length: ±3.2 mm Width: ±3.2 mm Height: ±3.2 mm
<b>Keystone Capping</b>	ASTM C 1372	N/A	20.7 MPa	N/A	2000 kg/m <sup>2</sup>	10.4%	Length: ±3.2 mm Width: ±3.2 mm Height: ±3.2 mm

**Application:** Supporting walls

For additional details see our landscaping installation guide on our website.