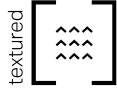



Wedgestone Wall

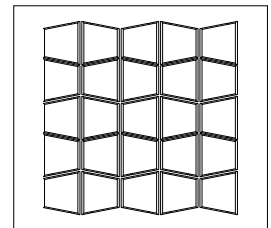


Standard	Dimensions mm	Dimensions in.
	100 x 200 x 231 - 153	3 15/16 x 7 7/8 x 9 3/32 - 6
Weight/unit	9.27 kg	20.04 lb
Unit/area	-	4.00 units/ft ²
Area/cube	-	37.20 ft ²
Length/cube	-	113.60 lin. ft
Qty/cube	150 units	150 units
Weight/cube	1390kg	3064 lb

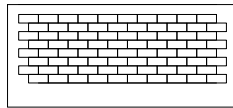
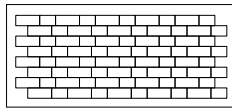
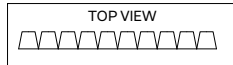
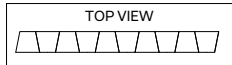
Code	Colour
	Standard
16259334	Desert Grey Blend
16259335	Granite Blend

Sold by - 25 pieces
Split charges apply
Production location Cambridge

Typical Row



Laying Patterns



Pattern 1

Pattern 2

TECHNICAL INFORMATION

Product	Standard	Flexural Strength	Compressive Strength	De-icing salts freeze-thaw durability	Density	Absorption	Dimension Tolerance*
Wedgestone Wall	ASTM C 1372	N/A	20.7 MPa	N/A	2000 kg/m ³	10.4%	Length: ±3.2 mm Width: ±3.2 mm Height: ±3.2 mm


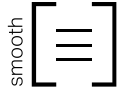
Applications: Retaining walls MAX 0.7 m (2'4")

Wallstone and Wedgestone Wall can be used separately or in combination for greater flexibility.

Features: Suitable for gravity or grid, vertical or setback, straight or curved walls. All Wedgestone Wall units come pre-split. Wedgestone Wall units are 100% double rock-faced and reversible for inside and outside curves. Units create a 600 mm (2') outside radius without cutting.

Tips: 4 Wedgestone Wall units are required for a rounded 90° corner, 16 pcs for a full circle.

Wallstone 12 inch Capping

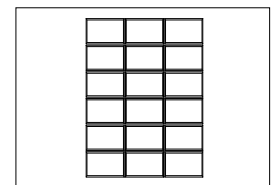


	Dimensions mm	Dimensions in.
	100 x 200 x 300	3 15/16 x 7 7/8 x 11 13/16
Weight/unit	13.10 kg	28.90 lb
Units/length	-	3.1 units/ft ²
Length/row	-	106.30 lin. ft
Qty/cube	108 units	108 units
Weight/cube	1433 kg	3159 lb

Code	Colour
	Standard
16259305	Desert Grey Blend
16259306	Granite Blend

Sold by 18 pieces
Split charges apply
Production location Cambridge

Typical Row


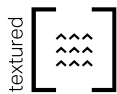


TECHNICAL INFORMATION

Product	Standard	Flexural Strength	Compressive Strength	De-icing salts freeze-thaw durability	Density	Absorption	Dimension Tolerance*
Wallstone 12-inch Capping	ASTM C 1372	N/A	20.7 MPa	N/A	2000 kg/m ²	10.4%	Length: ±3.2 mm Width : ±3.2 mm Height: ±3.2 mm

Capping and Steps

Wedgestone Capping

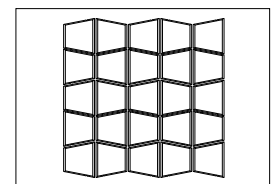


	Dimensions mm	Dimensions in.
	100 x 200 x 231 / 153	3 15/16 x 7 7/8 x 9 3/32 / 6
Weight/unit	8.35 kg	18.40 lb
Length/cube	-	113.60 lin. ft
Qty/cube	150 units	150 units
Weight/cube	1390 kg	3064 lb

Code	Colour
	Standard
16259328	Desert Grey Blend
16259329	Granite Blend

Sold by 25 pieces
Split charges apply
Production location Cambridge

Typical Row



TECHNICAL INFORMATION

Product	Standard	Flexural Strength	Compressive Strength	De-icing salts freeze-thaw durability	Density	Absorption	Dimension Tolerance*
Wedgestone Capping	ASTM C 1372	N/A	20.7 MPa	N/A	2000 kg/m ²	10.4%	Length: ±3.2 mm Width : ±3.2 mm Height: ±3.2 mm