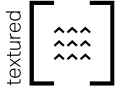


Lafitt® Plus Capping and Step



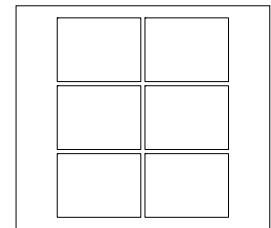
Capping



	Dimensions mm	Dimensions in.
	90 x 305 x 400	3 9/16 x 12 x 15 3/4
Weight/unit	26.97 kg	59.4 lb
Units/length	2.50 units/lin. m	0.76 unit/lin. ft
Length/row	2.40 lin. m	7.88 lin. ft
Length/cube	21.60 lin. m	70.88 lin. ft
Qty/cube	54 units	9 Rows
Weight/cube	1456 kg	3210 lb

Code	Colour
	Standard
16253731	Range Margaux Beige
16253724	Range Newport Grey
16253722	Range Scandina Grey
16253723	Rockland Black
Sold by piece	
Can be double stacked	
Production location Metcalfe	

Typical Row




Step



	Dimensions mm	Dimensions in.
	90 x 400 x 400	3 9/16 x 15 3/4 x 15 3/4
Weight/unit	35.69 kg	78.6 lb
Length/cube	14.40 lin. m	47.25 lin. ft
Qty/cube	36 units	9 Rows
Weight/cube	1285 kg	2830 lb

Code	Colour
	Standard
16253704	Range Margaux Beige
16253703	Range Newport Grey
16253702	Rockland Black
16253701	Range Scandina Grey
Sold by piece	
Can be double stacked	
Production location Metcalfe	

Typical Row



TECHNICAL INFORMATION

Product	Standard	Flexural Strength	Compressive Strength	De-icing salts freeze-thaw durability	Density	Absorption	Dimension Tolerance*
Lafitt Plus Capping	ASTM C 1372	N/A	20.7 MPa	N/A	2000 kg/m ²	10.4%	Length: ±3.2 mm Width: ±3.2 mm Height: ±3.2 mm
Lafitt Plus Step	N/A	N/A	35 MPa	500 g/m ²	2250 kg/m ³	5%	Length: ±2.0 mm Width: ±2.0 mm Height: -2.0 to +1.0 mm

Additional details specific to this product are available by consulting our landscaping installation guide on our website