

Vario® Wall



90 mm

A



B



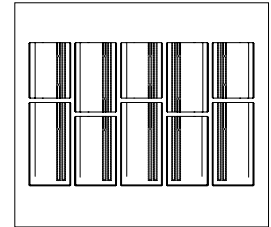
C



	Dimensions mm	Dimensions in.
A	90 x 238 x 317.5	3 9/16 x 9 3/8 x 12 1/2
B	90 x 238 x 397	3 9/16 x 9 3/8 x 15 5/8
C	90 x 238 x 476.5	3 9/16 x 9 3/8 x 18 3/4
Weight/unit (avg.)	20 kg	44 lb
Area/layer	0.36 m ²	3.84 ft ²
Area/cube	2.85 m²	8 Rows
Length/cube	31.76 lin. m	104.16 lin. ft
Weight/cube	1517 kg	3346 lb

Code	Colour
	Standard
16251288	Range Amber Beige
16251286	Range Newport Grey
16251287	Range Scandina Grey
Production location St-Eustache	

Typical Row



180 mm

A



B



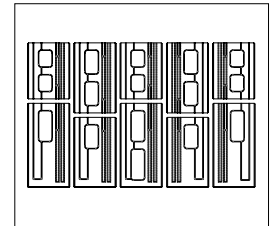
C




	Dimensions mm	Dimensions in.
A	180 x 238 x 317.5	7 x 9 3/8 x 12 1/2
B	180 x 238 x 397	7 x 9 3/8 x 15 5/8
C	180 x 238 x 476.5	7 x 9 3/8 x 18 3/4
Weight/unit (avg.)	31 kg	70 lb
Area/layer	0.71 m ²	7.69 ft ²
Area/cube	3.55 m²	5 Rows
Length/cube	19.85 lin. m	65.10 lin. ft
Weight/cube	1506 kg	3321 lb

Code	Colour
	Standard
16251289	Range Amber Beige
16251060	Range Newport Grey
16251399	Range Scandina Grey
Production location St-Eustache	

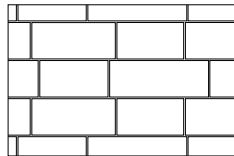
Typical Row



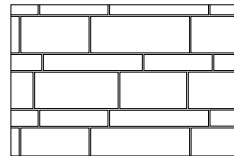
Laying Patterns



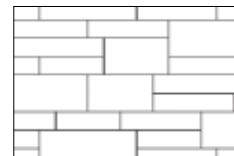
Linear
100% Vario 90



Linear
100% Vario 180



Linear
50% Vario 90 and 50% Vario 180



Modular
50% Vario 90 and 50% Vario 180

TECHNICAL INFORMATION

Product	Standard	Flexural Strength	Compressive Strength	De-icing salts freeze-thaw durability	Density	Absorption	Dimension Tolerance*
Vario Wall	ASTM C 1372	N/A	20.7 MPa	N/A	2000 kg/m ³	10.4%	Length: ±3.2 mm Width: ±3.2 mm Height: ±3.2 mm