



Cardin Brick

- Size lowers overall costs (materials and installation)
- Uniform distribution of pigments throughout the brick that preserve their colour year after year rather than just on the surface

Weight per cube (kg)	1450
Rows per cube	8
Sq.ft. per row	11.25
Sq.ft. per cube	90.01
Coverage	3.9 bricks
Qty per cube	352 bricks
90 mm x 79 mm x 257 mm	3 1/2" x 3 1/8" x 10 1/8"




Arctic White



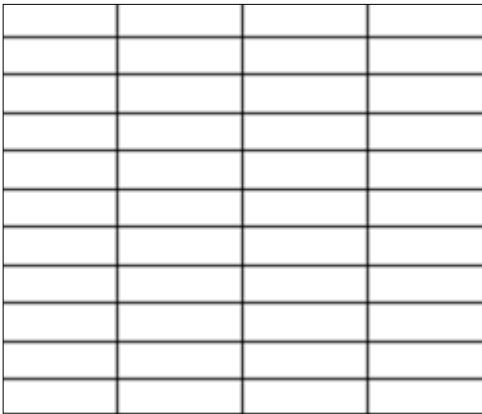
Blizzard

Laying Pattern:

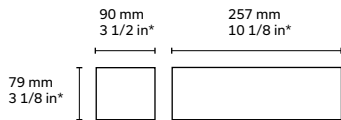


1/2 Running Bond

Typical Layout:



Format



* Actual dimensions. Allow a 3/8 in. - 10 mm mortar joint in order to obtain nominal dimensions.

Technical information

Product	Standard	Compressive Strength	Density	Absorption	Dimension Tolerance	Fire Resistance (CNB)
Cardin Brick	CSA A165.2	25 MPa	> 2000 kg/m ³	8%	Thickness: ±2.0 mm Height: ±2.0 mm Length: ±2.0 mm	1.39 hours