






Dominion Stone

Enhances any project with its distinctive appearance and timeless appeal



	A	B	C
Weight per cube (kg)	1374	1386	1388
Rows per cube	8	8	7
Sq.ft. per row	10.33	10.33	11.63
Sq.ft. per cube	82.67	82.67	81.38
Corner pieces	100%	100%	100%
Lin. ft. per row	15.75	15.75	11.81
Lin. ft. per cube	126	126	82.68
Qty per cube	96 units	64 units	42 units


A	90 mm x 190 mm x 390 mm	3 1/2" x 7 1/2" x 15 3/8"
B	90 mm x 190 mm x 590 mm	3 1/2" x 7 1/2" x 23 1/4"
C	90 mm x 290 mm x 590 mm	3 1/2" x 11 7/16" x 23 1/4"



● Colours available for units B and C only



A (Sold separately)

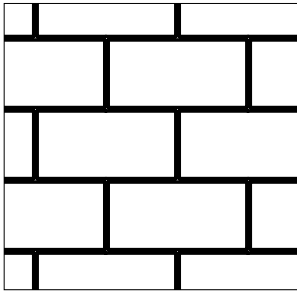


B (Sold separately)

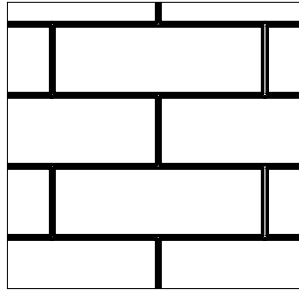


C (Sold separately)

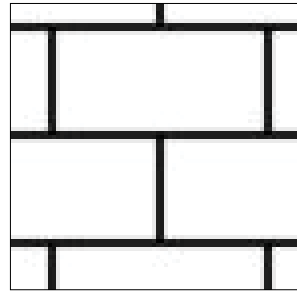
Laying Patterns:



Linear - 8 in. x 16 in.



Linear - 8 in. x 24 in.



Linear - 12 in. x 24 in.

IMPORTANT NOTICE AVIS IMPORTANT

PIERRE **DOMINION** STONE

CAUTION

Top face = Install face

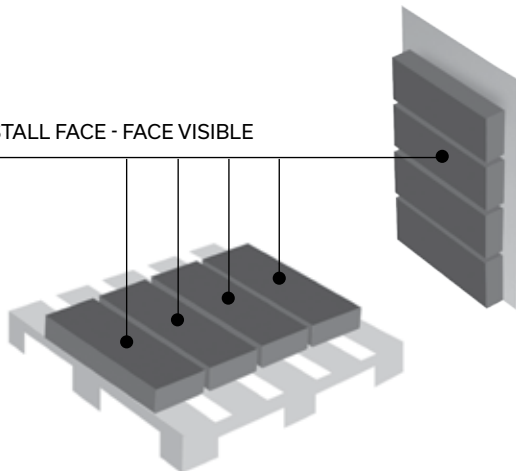
Packaged lying down, finished face upwards
This unit is not reversible

ATTENTION

Face supérieure = Face visible

Palettisée couchée, face visible vers le haut
Cette pierre est non réversible

INSTALL FACE - FACE VISIBLE



Technical information

Product	Standard	Compressive Strength	Density	Absorption	Dimension Tolerance	Fire Resistance (CNB)
Dominion Stone	CSA A165.1	15 MPa	A : Over 2000 kg/m ³	A : 175 kg/m ³	Thickness: ±2.0 mm Height: ±2.0 mm Length: ±3.0 mm	1.39 hours