




Melville Slik Brick



- Size lowers overall costs (materials and installation)
- Cored brick make it easier to install and provide increased adhesion to mortar
- Double sided and colour throughout




A	90 mm x 79 mm x 257 mm	3 1/2" x 3 1/8" x 10 1/8"
B	90 mm x 79 mm x 257 / 212 mm	3 1/2" x 3 1/8" x 10 1/8" / 8 3/8"



Melville Slik Brick

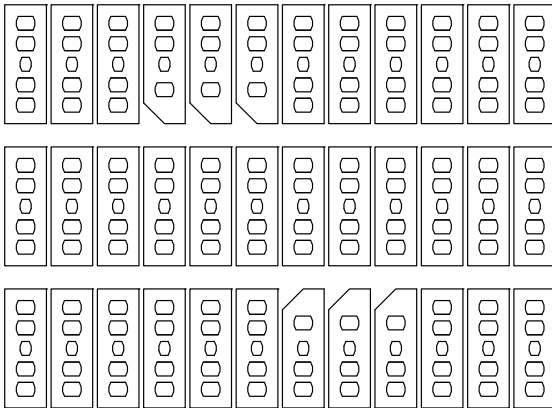
	Mtl/St-Eustache/Qc/Metalfe/Bolton
Weight per cube (kg)	1456
Rows per cube	12
Sq.ft. per row	9.21
Sq.ft. per cube	110.47
Coverage	3.9 bricks
Qty per cube	432 bricks

Laying Pattern:

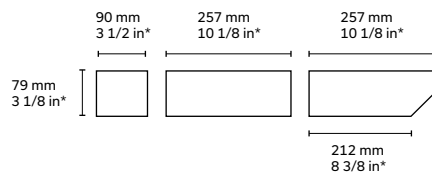


1/2 Running Bond

Typical Layout:



Formats:



* Actual dimensions. Allow a 3/8 in. - 10 mm mortar joint in order to obtain nominal dimensions.

Technical information

Product	Standard	Compressive Strength	Density	Absorption	Dimension Tolerance	Fire Resistance (CNB)
Melville Slik Brick	CSA A165.2	20 MPa	> 2000 kg/m ³	8 %	Thickness: ±2.0 mm Height: ±2.0 mm Length: ±2.0 mm	1,00 hour