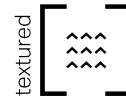





Suretouch Morency Stone




The main feature is its rough texture, giving it the true look of building stone that brings a touch of elegance to your home.

Weight per cube (kg)	1330
Rows per cube	15
Sq.ft. per row	10.67
Sq.ft. per cube	160.05

Suretouch System weight (stone, mortar, panel and hardware)	22 lb/ft ² approximately
---	-------------------------------------



Laying Pattern:




Linear

* Follow the polystyrene laying pattern

Typical Row:

33	14	15	16	31	32
30	27		07	08	28
29	24	06	25	26	
21	05	22		13	23
19	04	03	11	12	20
17	01	02	09	10	18

Components



Polystyrene panel
50 x 1219 x 2438 mm - 2 x 48 x 96 in



Kit 90 - anchors, screws,
weep



Starter Base
83 x 83 x 3048 mm - 3 1/2 x 3 1/2 x 120 in

Necessary installation material

Morency Stone				Product code
Sq.ft. of stone/pallet	1 cube = 15 rows	1 row = 10.66	Total : 160 ft ²	
Polystyrene panels	1 pack (6 panels) = 1 cube of stone		1 panel = 32 ft ²	34359013
Kit 90 - anchors/screws	1 box of anchors/screws 90 = 1 cube of stone			34359020
	1 bag 30 kg = 25 ft ²			
Mortar	1-1-6 mortar mix recommended			

Technical information

Product	Standard	Compressive Strength	Density	Dimension Tolerance
Morency Stone	CSA A165.94	25 MPa	A: Over 2000 kg/m ³	Thickness: ±2.0 mm Height: ±2.0 mm Length: ±3.0 mm

* See CCMC accreditation for more technical information