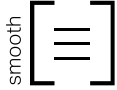

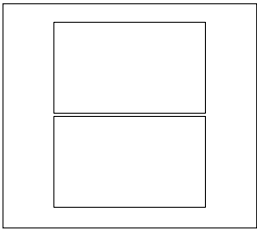
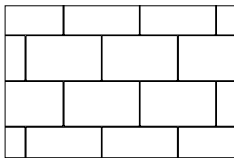


# Mega Melville® Paver

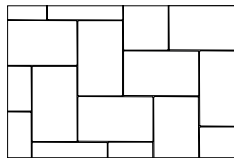


	Dimensions mm	Dimensions in.	Code	Colour	Typical Row	
	80 x 570 x 950	3 1/8 x 22 7/16 x 37 3/8		<b>Prestige</b>		
Weight/unit	101 kg	222 lb	10550530	Range Amber Beige		
Unit/area	1.85 units/m <sup>2</sup>	0.17 unit/ft <sup>2</sup>	10551112	Range Margaux Beige		
Area/layer	1.08 m <sup>2</sup>	11.66 ft <sup>2</sup>	10550464	Range Chambord Grey		
<b>Area/cube</b>	<b>7.56 m<sup>2</sup></b>	<b>7 Rows</b>	<b>81.62 ft<sup>2</sup></b>	10559045		Range Scandina Grey
Length/layer	1.90 lin. m	6.23 lin. ft	10550531	Rockland Black		
Length/cube	13.29 lin. m	43.60 lin. ft		<b>Standard</b>		
Qty/cube	14 units	14 units	10550529	Range Shaded Grey		
Weight/cube	1410 kg	3109 lb	10550534	Range Newport Grey		
			Sold in full cubes only Production location Cambridge			

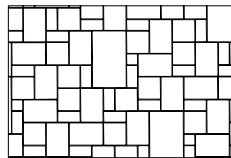
## Laying Patterns




Linear



Herringbone



Modular  
83% Melville 80  
17% Mega Melville 80

 1 bag of sand covers approx. 217 ft<sup>2</sup>

## TECHNICAL INFORMATION

Product	Standard	Flexural Strength	Compressive Strength	De-icing salts freeze-thaw durability	Density	Absorption	Dimension Tolerance*
<b>Mega Melville Paver</b>	CSA A231.2	N/A	μ 50 MPa ≥ 45 MPa	225 g/m <sup>2</sup> after 28 cycles 500 g/m <sup>2</sup> after 49 cycles	N/A	N/A	Length: -1.0 to +2.0 mm Width: -1.0 to +2.0 mm Height: ±3.0 mm

Cover snow removal tools with Teflon or neoprene protectors to minimize the risk of damage from scratches. Laying patterns are for design purposes only. Permacon shall not be responsible for excess or shortage of material. Given the weight of this Slab, it is highly recommended to use suction-based lifting equipment for handling and placement (avoid manual installation).