


Melville® Plus Capping and Step



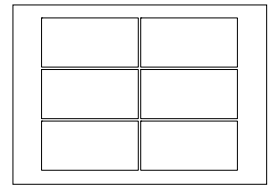
Plus Capping 60



| | Dimensions mm | Dimensions in. |
|-----------------|-------------------|---------------------|
| | 60 x 305 x 600 | 2 3/8 x 12 x 23 5/8 |
| Weight/unit | 25 kg | 56 lb |
| Units/length | 1.67 units/lin. m | 0.51 unit/lin. ft |
| Length/row | 3.60 lin. m | 11.81 lin. ft |
| Length/cube | 32.40 lin. m | 106.29 lin. ft |
| Qty/cube | 54 units | 9 Rows |
| Weight/cube | 1390 kg | 3061 lb |

| Code | Colour |
|----------|---------------------|
| | Standard |
| 16253909 | Range Amber Beige |
| 16253908 | Range Margaux Beige |
| 16253906 | Range Newport Grey |
| 16253907 | Range Scandina Grey |
| 16253916 | Range Shaded Grey |
| 16253692 | Rockland Black |

Typical Row



Sold by piece - Split charges apply
Can be double stacked
Production location Cambridge

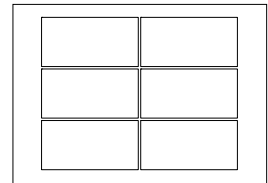
Plus Capping 90



| | Dimensions mm | Dimensions in. |
|-----------------|-----------------|----------------------|
| | 90 x 305 x 600 | 3 9/16 x 12 x 23 5/8 |
| Weight/unit | 39 kg | 86 lb |
| Units/length | 0.6 unit/lin. m | 1.97 units/lin. ft |
| Length/row | 3.60 lin. m | 11.81 lin. ft |
| Length/cube | 25.20 lin. m | 82.67 lin. ft |
| Qty/cube | 42 units | 7 Rows |
| Weight/cube | 1624 kg | 3580 lb |


| Code | Colour |
|-----------|---------------------|
| | Standard |
| 121000150 | Range Amber Beige |
| 121000149 | Range Newport Grey |
| 121000148 | Range Scandina Grey |
| 121000147 | Rockland Black |

Typical Row



Sold by piece - Split charges apply
Can be double stacked
Production location Cambridge

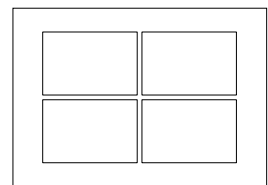
Plus Step 60



| | Dimensions mm | Dimensions in. |
|-----------------|-----------------|-------------------------|
| | 60 x 400 x 600 | 2 3/8 x 15 3/4 x 23 5/8 |
| Weight/unit | 33 kg | 72 lb |
| Length/cube | 16.80 lin. m | 55.09 lin. ft |
| Qty/cube | 28 units | 7 Rows |
| Weight/cube | 947 kg | 2083 lb |


| Code | Colour |
|----------|---------------------|
| | Standard |
| 16253931 | Range Amber Beige |
| 16253918 | Range Scandina Grey |
| 16253919 | Range Shaded Grey |
| 16253917 | Rockland Black |

Typical Row



Sold by piece - Split charges apply
Can be double stacked
Production location Metcalfe

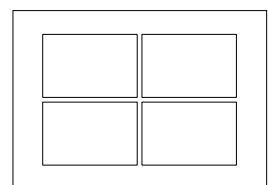
Plus Step 90



| | Dimensions mm | Dimensions in. |
|-----------------|-----------------|--------------------------|
| | 90 x 400 x 600 | 3 9/16 x 15 3/4 x 23 5/8 |
| Weight/unit | 50 kg | 109 lb |
| Length/cube | 16.80 lin. m | 55.09 lin. ft |
| Qty/cube | 28 units | 7 Rows |
| Weight/cube | 1418 kg | 3126 lb |

| Code | Colour |
|----------|---------------------|
| | Standard |
| 16253734 | Range Amber Beige |
| 16253739 | Range Margaux Beige |
| 16253932 | Range Newport Grey |
| 16253733 | Range Scandina Grey |
| 16253737 | Range Shaded Grey |
| 16253738 | Rockland Black |

Typical Row



Sold by piece - Split charges apply
Can be double stacked
Production location Metcalfe

TECHNICAL INFORMATION

| Product | Standard | Flexural Strength | Compressive Strength | De-icing salts freeze-thaw durability | Density | Absorption | Dimension Tolerance* |
|-----------------------|-------------|-------------------|----------------------|---------------------------------------|------------------------|------------|--|
| Melville Plus Capping | ASTM C 1372 | N/A | 20.7 MPa | N/A | 2000 kg/m ² | 10.4% | Length: ±3.2 mm Width: ±3.2 mm Height: ±3.2 mm |
| Melville Plus Step | N/A | N/A | 35 MPa | 500 g/m ² | 2250 kg/m ³ | 5% | Length: ±2.0 mm Width: ±2.0 mm Height: -2.0 to +1.0 mm |

Additional details specific to this product are available by consulting our landscaping installation guide on our website.