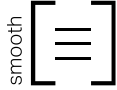


Niagara 60 and 80 Paver



60 mm Rectangle



	Dimensions mm	Dimensions in.
	60 x 98 x 198	2.36 x 3.86 x 7.80
Weight/unit	2.72 kg	6.0 lb
Units/area	-	4.58 units/ft ²
Area/section	-	15.70 ft ²
Area/cube	-	94.40 ft ²
Length/section	-	24.00 lin. ft
Length/cube	-	140.40 lin. ft
Qty/cube	432 units	432 units
Weight	2590 lb/1174 kg/cube	432 lb/196 kg/section

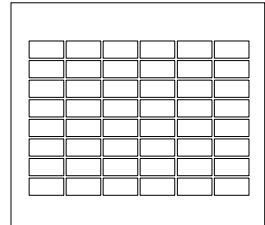
Code Colour

Standard

10500854 Natural

Call for custom colour information
Sold in full cubes
Production location Cambridge

Typical Row



80 mm Rectangle NON-STOCK Special order only



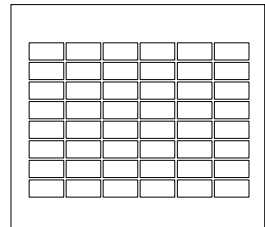
	Dimensions mm	Dimensions in.
	80 x 98 x 198	3.15 x 3.86 x 7.80
Weight/unit	3.08 kg	7.8 lb
Units/area	-	4.58 units/ft ²
Area/section	-	15.70 ft ²
Area/cube	-	94.40 ft ²
Length/section	-	24.00 lin. ft
Length/cube	-	140.40 lin. ft
Qty/cube	432 units	432 units
Weight	3371 lb/1529 kg - cube	562 lb/255 kg - section

Code Colour

Standard

10501987 Natural
Call for custom colour information
Sold in full cubes
Production location Cambridge

Typical Row



80 mm Herringbone NON-STOCK Special order only




	Dimensions mm	Dimensions in.
	80 x 98 x 198	3.15 x 3.86 x 7.80
Weight/unit	3.54 kg	7.80 lb
Units/area	-	4.58 units/ft ²
Area/cube	-	94.40 ft ²
Qty	464 units/cube (400 rectangles, 64 half stones)	
Weight	1529 kg	3371 lb

Code Colour


Standard

10501980 Natural
Sold in full cubes only
Production location Cambridge


Laying Pattern




Parquet
100% Rectangle



Modified Parquet
100% Rectangle



Running Bond
100% Rectangle



Herringbone
100% Rectangle

For superior results, mark off a true 90° angle before you begin laying the pavers.

Techniseal 1 bag of sand covers approx. 82 ft²

TECHNICAL INFORMATION

Product	Standard	Flexural Strength	Compressive Strength	De-icing salts freeze-thaw durability	Density	Absorption	Dimension Tolerance*
Niagara 60 and 80 Paver	CSA A231.2	N/A	μ 50 MPa ≥ 45 MPa	225 g/m ² after 28 cycles 500 g/m ² after 49 cycles	N/A	N/A	Length: -1.0 to +2.0 mm Width: -1.0 to +2.0 mm Height: ±3.0 mm

Setting of joint-filling sand: Cover the vibrating plate with a removable rubber tread (neoprene or polypropylene). Cover the snow removal tools with Teflon or neoprene protectors to minimize the risk of damage from scratches or concrete shards. Laying patterns are by way of example only and represent only a few of many possibilities. Permacon shall not be responsible for the excess or shortage of pavers resulting from installation according to these laying patterns.