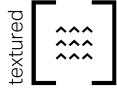



# Wedgestone Wall

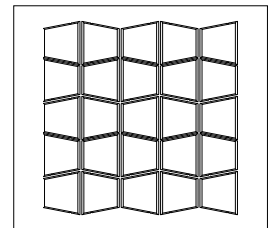


Standard	Dimensions mm	Dimensions in.
	100 x 200 x 231 - 153	3 15/16 x 7 7/8 x 9 3/32 - 6
Weight/unit	9.27 kg	20.04 lb
Unit/area	-	4.00 units/ft <sup>2</sup>
Area/cube	-	37.20 ft <sup>2</sup>
Length/cube	-	113.60 lin. ft
<b>Qty/cube</b>	<b>150 units</b>	<b>150 units</b>
Weight/cube	1390kg	3064 lb

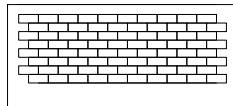
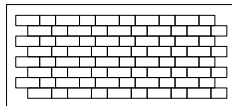
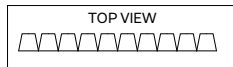
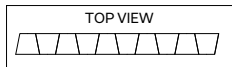
Code	Colour
<b>Standard</b>	
16259334	Desert Grey Blend
16259335	Granite Blend

Sold by - 25 pieces  
Split charges apply  
Production location Cambridge

### Typical Row



### Laying Patterns



Pattern 1

Pattern 2

### TECHNICAL INFORMATION

Product	Standard	Flexural Strength	Compressive Strength	De-icing salts freeze-thaw durability	Density	Absorption	Dimension Tolerance*
<b>Wedgestone Wall</b>	ASTM C 1372	N/A	20.7 MPa	N/A	2000 kg/m <sup>3</sup>	10.4%	Length: ±3.2 mm Width: ±3.2 mm Height: ±3.2 mm

**Applications:** Retaining walls MAX 0.7 m (2'4")



**Wallstone and Wedgestone Wall can be used separately or in combination for greater flexibility.**

**Features:** Suitable for gravity or grid, vertical or setback, straight or curved walls. All Wedgestone Wall units come pre-split. Wedgestone Wall units are 100% double rock-faced and reversible for inside and outside curves. Units create a 600 mm (2') outside radius without cutting.

**Tips:** 4 Wedgestone Wall units are required for a rounded 90° corner, 16 pcs for a full circle.

# Wallstone 12 inch Capping



	Dimensions mm	Dimensions in.	Code	Colour	Typical Row
	100 x 200 x 300	3 15/16 x 7 7/8 x 11 13/16		<b>Standard</b>	
Weight/unit	13.10 kg	28.90 lb	16259305	Desert Grey Blend	
Units/length	-	3.1 units/ft <sup>2</sup>	16259306	Granite Blend	
Length/row	-	106.30 lin. ft	Sold by 18 pieces Split charges apply Production location Cambridge		
<b>Qty/cube</b>	<b>108 units</b>	<b>108 units</b>			
Weight/cube	1433 kg	3159 lb			


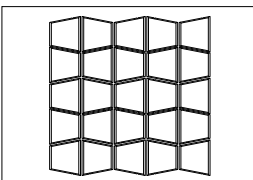
## TECHNICAL INFORMATION

Product	Standard	Flexural Strength	Compressive Strength	De-icing salts freeze-thaw durability	Density	Absorption	Dimension Tolerance*
Wallstone 12-inch Capping	ASTM C 1372	N/A	20.7 MPa	N/A	2000 kg/m <sup>2</sup>	10.4%	Length: ±3.2 mm Width : ±3.2 mm Height: ±3.2 mm

Capping and Steps

# Wedgestone Capping



	Dimensions mm	Dimensions in.	Code	Colour	Typical Row
	100 x 200 x 231 / 153	3 15/16 x 7 7/8 x 9 3/32 / 6		<b>Standard</b>	
Weight/unit	8.35 kg	18.40 lb	16259328	Desert Grey Blend	
Length/cube	-	113.60 lin. ft	16259329	Granite Blend	
<b>Qty/cube</b>	<b>150 units</b>	<b>150 units</b>	Sold by 25 pieces Split charges apply Production location Cambridge		
Weight/cube	1390 kg	3064 lb			

## TECHNICAL INFORMATION

Product	Standard	Flexural Strength	Compressive Strength	De-icing salts freeze-thaw durability	Density	Absorption	Dimension Tolerance*
Wedgestone Capping	ASTM C 1372	N/A	20.7 MPa	N/A	2000 kg/m <sup>2</sup>	10.4%	Length: ±3.2 mm Width : ±3.2 mm Height: ±3.2 mm