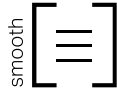

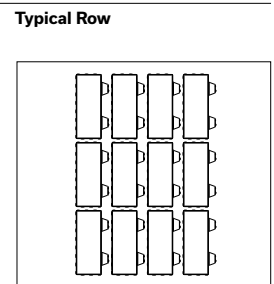


# Zen Paver




	Dimensions mm	Dimensions in.
	80 x 190 x 380	3 1/8 x 7 1/2 x 15
Weight/unit (avg.)	10 kg	22 lb
Unit/area (avg.)	18.04 units/m <sup>2</sup>	3.1 units/ft <sup>2</sup>
Area/layer	0.87 m <sup>2</sup>	9.33 ft <sup>2</sup>
<b>Area/cube</b>	<b>7.83 m<sup>2</sup></b>	<b>9 Rows 83.97 ft<sup>2</sup></b>
Qty/cube	108 units	108 units
Length/row	4.52 lin. m	14.84 lin. ft
Length/cube	40.72 lin. m	133.58 lin. ft
Weight/cube	1101 kg	2428 lb


Code	Colour
	<b>Prestige</b>
10300745	Range Amber Beige
10301003	Range Scandinia Grey
Sold in full cubes	
Production location Bolton	



## Laying Patterns



Linear



Linear

## TECHNICAL INFORMATION

Product	Standard	Void Opening	Flexural Strength	Compressive Strength	De-icing salts freeze-thaw durability	Density	Absorption	Dimension Tolerance*
<b>Zen Paver</b>	CSA A231.2	27%	N/A	μ 50 MPa ≥ 45 MPa	225 g/m <sup>2</sup> after 28 cycles 500 g/m <sup>2</sup> after 49 cycles	N/A	N/A	Length: -1.0 to +2.0 mm Width: -1.0 to +2.0 mm Height: ±3.0 mm

Cover snow removal tools with Teflon or neoprene protectors to minimize the risk of damage from scratches. Laying patterns are for design purposes only. Permacon shall not be responsible for excess or shortage of material. Additional details: See our landscaping installation guide on our website (Permeable pavement section).