

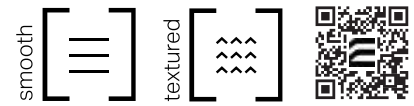


Accessories



- Savings on material thanks to longer sills, means less joints and less cuts
- High density concrete makes it more durable
- Flexibility and innovation in the design thanks to its chiselled and smooth finishes
- Choice of colours that can easily be matched with all products
- The sill matches the height of a max size brick (3.9 bricks/square foot) such as Melville Slik Brick and Cardin Brick


Dominion Jamb and Reversible Window Sill



Reversible Dominion Window Sill

Weight per cube (kg)	1471
Rows per cube	8
Qty per cube (unit)	64
145 x 75 x 914 mm	5 11/16 x 3 x 36 in.

Code	Colour
43503043	Limestone



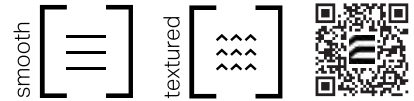
Dominion Jamb

Weight per cube (kg)	1659
Rows per cube	7
Qty per cube (unit)	56
89 x 254 x 610 mm	3 1/2 x 10 x 24 in.

Code	Colour
169001785	Limestone



Cardiff Window Sills



Smooth

Weight per cube (kg)	1259
Rows per cube	7
Qty per cube (unit)	49
150 x 79 x 948 mm	5 7/8 x 3 1/8 x 37 3/8 in.

Code	Colour
169002092	Arctic
169002091	Off-White
169002089	Sterling Grey
169002090	Rockland Black



Chiselled

Weight per cube (kg)	1374
Rows per cube	4
Qty per cube (unit)	48
150 x 79 x 948 mm	5 7/8 x 3 1/8 x 37 3/8 in.

Code	Colour
43509003	Off-White

