



Lafitt Alto Stone



- Unique pigmentation process, resulting in a product that maintains its colour year after year
- Total design freedom: choice of large stone ratios; choice of stone ratios with enhanced texture; choice of colour ranges (elemental and duos)
- Modular formats = less cutting and waste = material savings

	Small-Medium	Large
Weight per cube (kg)	1563	1547
Rows per cube	7	7
Corner pieces	100%	100%
Sq.ft. per row	12.98	11.49
Sq.ft. per cube	90.86	80.43

A	90 mm x 102 mm x var.	3 1/2 in. x 4 in. x var.
B	90 mm x 178 mm x var.	3 1/2 in. x 7 in. x var.
C	90 mm x 292 mm x var.	3 1/2 in. x 11 1/2 in. x var.

Code	Colour	
Small-Medium	Large	
34060037	34069001	Range Margaux Beige
34060039	34060026	Range Chambord Grey
34060036	34069004	Range Newport Grey
34060058	34060057	Range Scandina Grey
34060035	34060027	Rockland Black

Unit C sold separately



A




B




C

Lafitt Alto Stone


Laying Patterns:



9 cubes of 4 in. (102 mm) and 7 in. (178 mm) for 1 cube of 11 1/2 in. (292 mm)

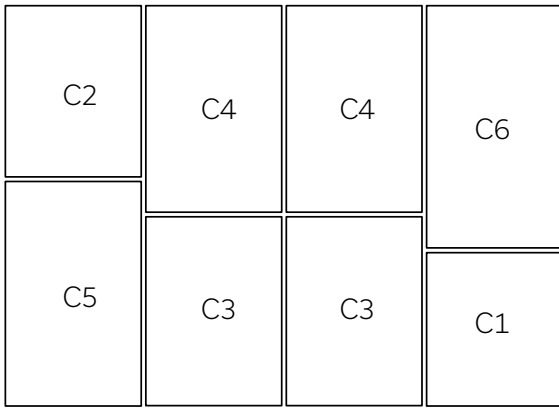


3 cubes of 4 in. (102 mm) and 7 in. (178 mm) for 1 cube of 11 1/2 in. (292 mm)

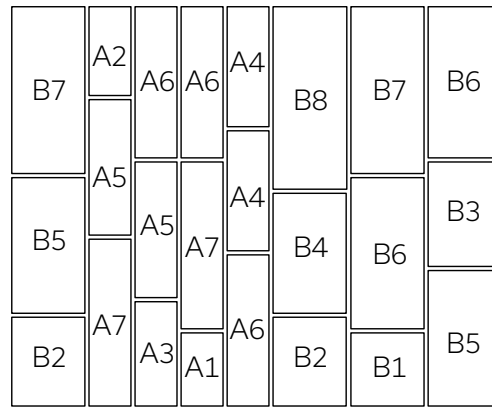


1 cube of 4 in. (102 mm) and 7 in. (178 mm) for 1 cube of 11 1/2 in. (292 mm)

Typical Rows:

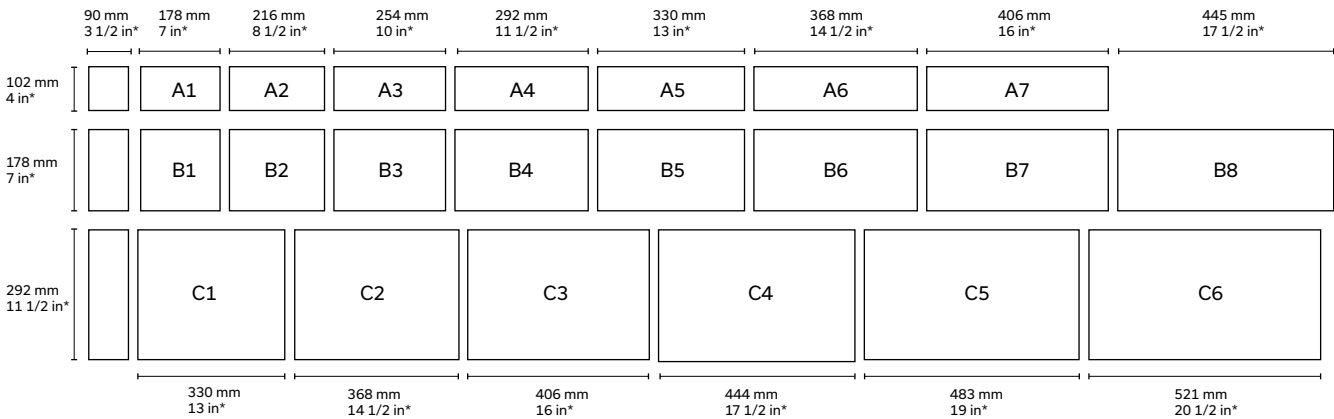


Large stones



Small and medium stones


Sizes - Stone Cladding:



* Actual dimensions. Allow a 1/2 in. - 13 mm mortar joint in order to obtain nominal dimensions.

Technical information

Product	Standard	Compressive Strength	Density	Absorption	Dimension Tolerance	Fire Resistance (CNB)
Lafitt Alto Stone	CSA A165.1	15 MPa	A : Over 2000 kg/m ³	A : 175 kg/m ³	Thickness: ±2.0 mm Height: ±2.0 mm Length: ±3.0 mm	1.39 hours



Lafitt Alto Stone
90% Range Scandina Grey +
10% Range Newport Grey



Lafitt Stone
70% Range Chambord Grey +
25% Range Margaux Beige +
5% Rockland Black



Lafitt Stone
50% Range Margaux Beige +
50% Range Newport Grey



Lafitt Stone
50% Range Margaux Beige +
50% Range Chambord Grey



Lafitt Stone
95% Range Newport Grey +
5% Rockland Black



Lafitt Stone
95% Range Chambord Grey +
5% Rockland Black

Colour Combinations