



## Cardin Brick




- Size lowers overall costs (materials and installation)
- Uniform distribution of pigments throughout the brick that preserve their colour year after year rather than just on the surface

|                      |                            |
|----------------------|----------------------------|
| Weight per cube (kg) | 1450                       |
| Rows per cube        | 8                          |
| Sq.ft. per row       | 11.25                      |
| Sq.ft. per cube      | 90.01                      |
| Coverage             | 3.9 bricks                 |
| Qty per cube         | 352 bricks                 |
| 90 x 79 x 257 mm     | 3 1/2 x 3 1/8 x 10 1/8 in. |

| Code     | Colour       |
|----------|--------------|
| 25101115 | Arctic White |
| 25105014 | Blizzard     |

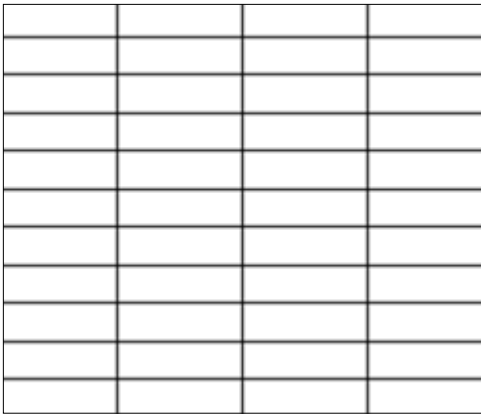


## Laying Pattern:

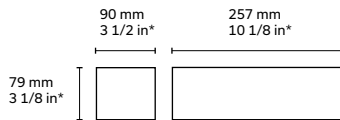


1/2 Running Bond

## Typical Layout:



## Format



\* Actual dimensions. Allow a 3/8 in. - 10 mm mortar joint in order to obtain nominal dimensions.

## Technical information

| Product             | Standard   | Compressive Strength | Density                  | Absorption | Dimension Tolerance                                      | Fire Resistance (CNB) |
|---------------------|------------|----------------------|--------------------------|------------|--|-----------------------|
| <b>Cardin Brick</b> | CSA A165.2 | 25 MPa               | > 2000 kg/m <sup>3</sup> | 8%         | Thickness: ±2.0 mm<br>Height: ±2.0 mm<br>Length: ±2.0 mm | 1.39 hours            |