



# Colosseo Block *New*



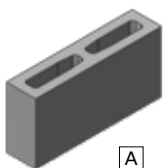
- Two choices of sizing, both with an architectural block look and finished corners on all units
- Smooth texture on both faces—can be installed on either side
- Cored block, which provides increased adhesion to mortar and eases the installation (lighter units)
- Ideal for institutional, commercial, industrial projects that require fast and economical installation

	<b>A</b>	<b>B</b>
Weight per cube (kg)	1 404	990
Rows per cube	5	4
Sq.ft. per row	19.14	19.31
Sq.ft. per cube	95.72	77.24
Corner pieces	100%	100%
Lin. ft. per row	30.71	30.97
Lin. ft. per cube	153.54	123.88
Qty per cube	120 units	64 units

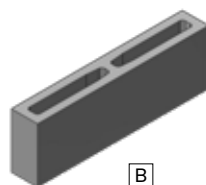
<b>A</b>	90 x 190 x 390 mm	4 x 8 x 16 in.
<b>B</b>	90 x 190 x 590 mm	4 x 8 x 24 in.

<b>Code 8 x 16</b>	<b>Code 8 x 24</b>	<b>Colour</b>
169001786	169001789	Charcoal
169001787	169001790	Optra
169001788	169001791	Sterling

Units A and B are sold separately

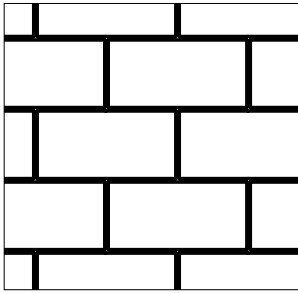


**A**

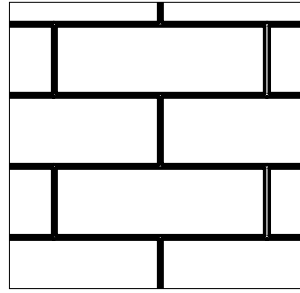


**B**

**Laying Patterns:**




Running Bond - 8 in. x 16 in.




Running Bond - 8 in. x 24 in.

**Typical Rows:**



8 x 16



8 x 24

**Technical information**

Product	Standard	Compressive Strength	Density	Absorption	Dimension Tolerance	Fire Resistance (CNB)
<b>Colosseo Block 8 x 16</b>	CSA A165.1	15 MPa	A : Over 2000 kg/m <sup>3</sup>	A : 175 kg/m <sup>3</sup>	Thickness: ±2.0 mm Height: ±2.0 mm Length: ±3.0 mm	0.80 hours
<b>Colosseo Block 8 x 24</b>	CSA A165.1	15 MPa	A : Over 2000 kg/m <sup>3</sup>	A : 175 kg/m <sup>3</sup>	Thickness: ±2.0 mm Height: ±2.0 mm Length: ±3.0 mm	0.80 hours