



Lafitt Stone



- Unique pigmentation process, resulting in a product that maintains its colour year after year
- Total design freedom: choice of large stone ratios; choice of stone ratios with enhanced texture; choice of colour ranges (elemental and duos)
- Modular formats = less cutting and waste = material savings

| | Small-Medium | Large |
|----------------------|-----------------------|-------------------------------|
| Weight per cube (kg) | 1553 | 1453 |
| Rows per cube | 7 | 7 |
| Corner pieces | 100% | 100% |
| Sq.ft. per row | 12.96 | 11.49 |
| Sq.ft. per cube | 90.86 | 80.43 |
| A | 90 mm x 102 mm x var. | 3 1/2 in. x 4 in. x var. |
| B | 90 mm x 178 mm x var. | 3 1/2 in. x 7 in. x var. |
| C | 90 mm x 292 mm x var. | 3 1/2 in. x 11 1/2 in. x var. |

| Code | Colour | |
|---------------------|--------------|----------------------|
| Small-Medium | Large | |
| 34060088 | 34060089 | Blizzard |
| 34069003 | 34069027 | Range Margaux Beige |
| 34069000 | 34069024 | Range Chambord Grey |
| 34060010 | 34060011 | Range Newport Grey |
| 34060056 | 34060054 | Range Scandinia Grey |
| 34060028 | 34060029 | Rockland Black |
| 34060086 | 34060087 | Oasis |
| 169000980 | 169000981 | Terra |

Unit C sold separately



A




B




C


Laying Patterns:



9 cubes of 4 in. (102 mm) and 7 in. (178 mm) for 1 cube of 11 1/2 in. (292 mm)

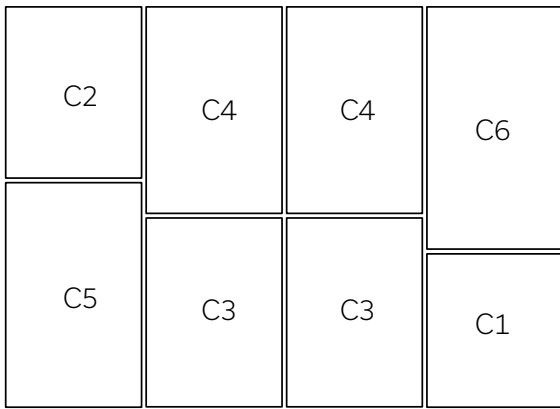


3 cubes of 4 in. (102 mm) and 7 in. (178 mm) for 1 cube of 11 1/2 in. (292 mm)

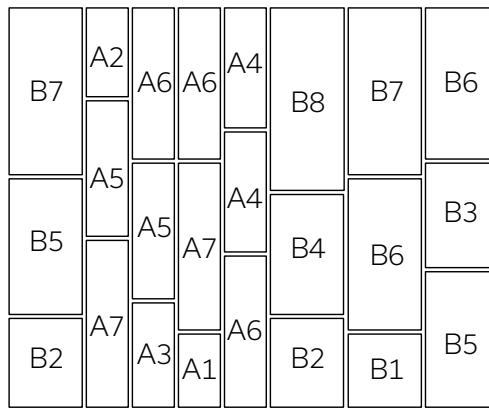


1 cube of 4 in. (102 mm) and 7 in. (178 mm) for 1 cube of 11 1/2 in. (292 mm)

Typical Rows:

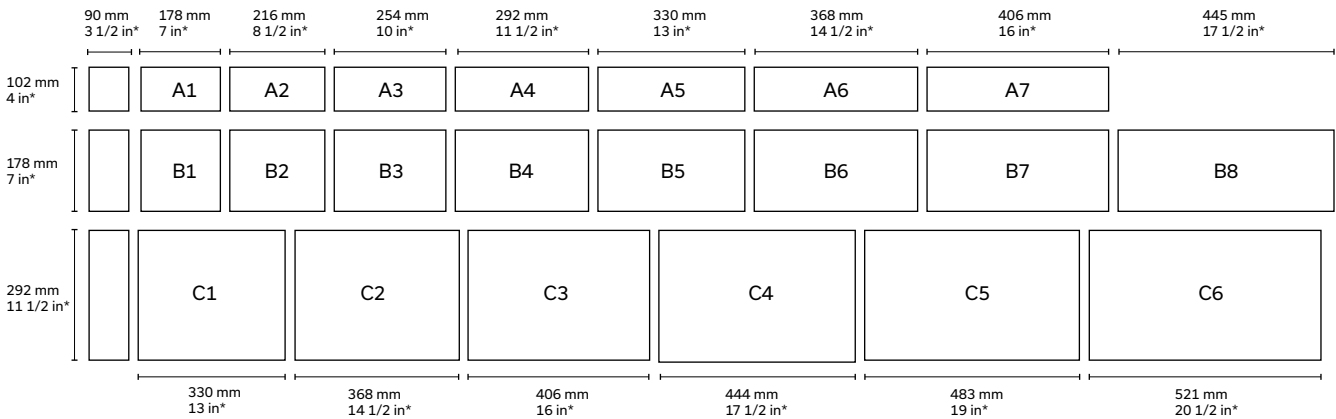


Large stones



Small and medium stones


Sizes - Stone Cladding:



* Actual dimensions. Allow a 1/2 in. - 13 mm mortar joint in order to obtain nominal dimensions.

Technical information

| Product | Standard | Compressive Strength | Density | Absorption | Dimension Tolerance | Fire Resistance (CNB) |
|--------------|------------|----------------------|---------------------------------|---------------------------|--|-----------------------|
| Lafitt Stone | CSA A165.1 | 15 MPa | A : Over 2000 kg/m ³ | A : 175 kg/m ³ | Thickness: ±2.0 mm Height: ±2.0 mm Length: ±3.0 mm | 1.39 hours |



Colour Combinations