



Melville Norman Brick



- Manufacturing process offers unparalleled dimensional stability to the brick
- Laying with 1/3 running bond pattern avoids cutting bricks at the corner for a more efficient installation
- Uniform distribution of pigments throughout the bricks that preserve their colour year after year rather than just on the surface

Weight per cube (kg)	1270
Rows per cube	12
Sq.ft. per row	7.79
Sq.ft. per cube	93.49
Coverage	4.6
Qty per cube	432 bricks

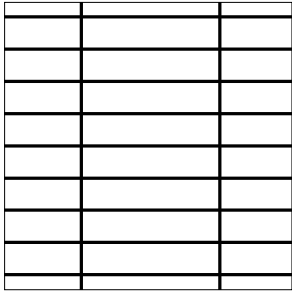
Code	Colour
25101113	Alpine Grey
25102062	Sterling Grey
25101111	Rockland Black

90 x 57 x 290 mm	3 1/2 x 2 1/4 x 11 7/16 in.
------------------	-----------------------------




Melville Norman Brick


Laying Patterns:



Linear




1/2 Running Bond

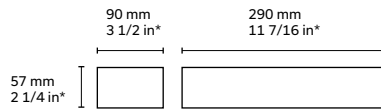


1/3 Running Bond

Typical Layout:



Format:



* Actual dimensions. Allow a 3/8 in. - 10 mm mortar joint in order to obtain nominal dimensions.

Technical information

Product	Standard	Compressive Strength	Density	Absorption	Dimension Tolerance	Fire Resistance (CNB)
Melville Norman Brick	CSA A165.2	20 MPa	> 2000 kg/m ³	8%	Thickness: ±2.0 mm Height: ±2.0 mm Length: ±2.0 mm	0.96 hour