



# Melville Slik Brick



- Size lowers overall costs (materials and installation)
- Cored brick make it easier to install and provide increased adhesion to mortar
- Double sided and colour throughout

Weight per cube (kg)	1456
Rows per cube	12
Sq.ft. per row	9.21
Sq.ft. per cube	110.47
Coverage	3.9 bricks
Qty per cube	432 bricks


<b>A</b>	90 x 79 x 257 mm	3 1/2 x 3 1/8 x 10 1/8 in.
<b>B</b>	90 x 79 x 257 - 212 mm	3 1/2 x 3 1/8 x 10 1/8 - 8 3/8 in.

Code	Colour
25100801	Cameo Beige
25100132	Alpine Grey
25102331	Sterling Grey
25109021	Range Margaux Beige
25104441	Range Chambord Grey
25102301	Range Newport Grey
25104341	Range Scandina Grey
25100032	Rockland Black
169000982	Oasis
169000986	Terra



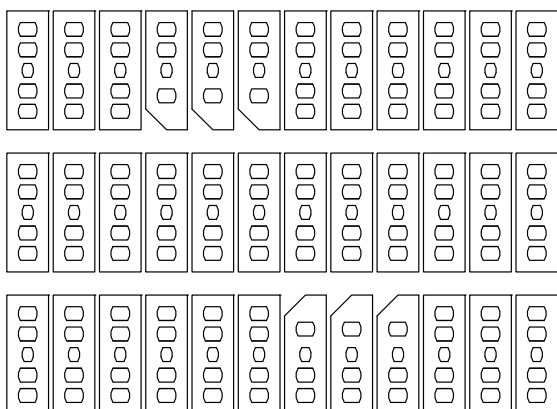
# Melville Slik Brick

## Laying Pattern:

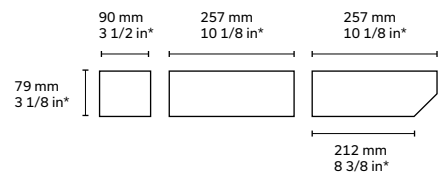


1/2 Running Bond

## Typical Layout:



## Formats:



\* Actual dimensions. Allow a 3/8 in. - 10 mm mortar joint in order to obtain nominal dimensions.

## Technical information

Product	Standard	Compressive Strength	Density	Absorption	Dimension Tolerance	Fire Resistance (CNB)
Melville Slik Brick	CSA A165.2	20 MPa	> 2000 kg/m <sup>3</sup>	8 %	Thickness: ±2.0 mm Height: ±2.0 mm Length: ±2.0 mm	1,00 hour