

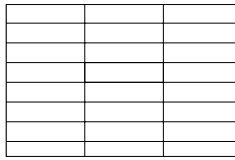


Mirage Porcelain Tiles Noon

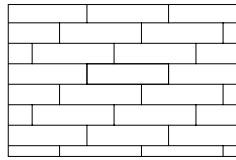


	Dimensions mm	Dimensions in.	Code	Colour	Typical Row
	20 x 300 x 1200	3/4 x 11 13/16 x 47 1/4	43755243	Daylight	
Weight/unit	17 kg	37 lb	43755244	Ember	
Area/unit	0.36 m ²	3.88 ft ²	Production location Montreal		
Surface/box	0.72 m ²	7.75 ft ²			
Area/cube	25.92 m²	279 ft²			
Qty/cube	36 boxes	36 boxes			
Weight/cube	1208 kg	2664 lb			

Laying Patterns



Checkerboard



Linear

Mirage Porcelain Tiles are designated exclusively for pedestrian applications. Cover snow removal tools with Teflon or neoprene protectors to minimize the risk of damage from scratches. Laying patterns are for design purposes only. Permacon shall not be responsible for excess or shortage of material. Mirage Porcelain Tiles are not designed for installation on pedestals. Mirage spacers (70660258) - 35 spacers are required per 100 sq.ft. Additional details: See our landscaping installation guide on our website