
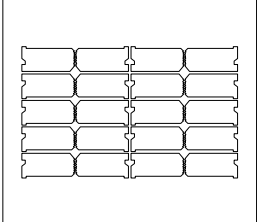


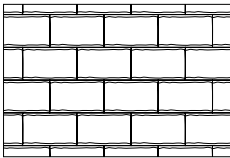
# Split Face Universal Slope Block Wall



	Dimensions mm	Dimensions in.	Code	Colour	Typical Row
	134 x 305 x 215	5 5/16 x 12 x 8 1/2	16259167	Grey	
Weight/unit	20 kg	43 lb	Splitting required		
Unit/area	34.40 units/m <sup>2</sup>	3.20 units/ft <sup>2</sup>	Production location Quebec		
Area/cube	2.32 m <sup>2</sup>	25.00 ft <sup>2</sup>			
<b>Qty/cube</b>	<b>80 units</b>	<b>4 Rows</b>	<b>80 units</b>		
Weight/cube	1590 kg	3498 lb			

Packaged vertically

## Laying Pattern



Linear

## TECHNICAL INFORMATION

Product	Standard	Flexural Strength	Compressive Strength	De-icing salts freeze-thaw durability	Density	Absorption	Dimension Tolerance*
<b>Split Face Universal Slope Block</b>	ASTM C 1372	N/A	20.7 MPa	N/A	2000 kg/m <sup>3</sup>	10.4%	Length: ±3.2 mm Width: ±3.2 mm Height: ±3.2 mm

### Applications: Retaining walls

Additional details specific to this product are available by consulting our landscaping installation guide on our website.