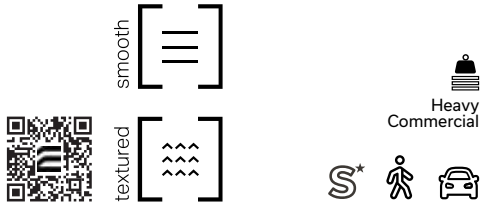


Boulevard TLI 90 Paver



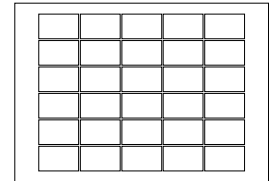
smooth	Colour
	White - Smooth
	Cinder Grey - Smooth
	Charcoal - Smooth
	Light Charcoal - Smooth
	Black ETX - Smooth
	Light Grey - Smooth
	Beige Grey - Smooth
	Beige - Smooth
	Red - Smooth

textured	Colour
	Cinder Grey - Granitech
	Light Charcoal - Granitech
	Charcoal - Granitech
	Light Grey - Granitech
	Beige Grey - Granitech
	Beige - Granitech
	Opal White - Granitech
	Stanstead Grey - Granitech
	Cambrian Brown - Granitech
	Cambrian Black - Granitech

160 x 240	Dimensions mm	Dimensions in.
	A	90 x 160 x 240
	Unit/area	26 units/m ²
	Cube ft ²	86.8

Mass/ft ²	22.33 kg	49.13 lb
Mass/ft ²	23.63 kg	51.99 lb
Mass/ft ²	28.83 kg	63.40 lb

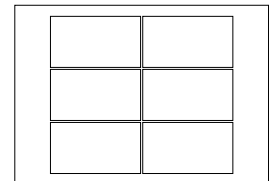
Typical Row



320 x 520	Dimensions mm	Dimensions in.
	B	90 x 320 x 520
	Unit/area	6 units/m ²
	Cube ft ²	86

Mass/ft ²	22.33 kg	49.13 lb
Mass/ft ²	23.63 kg	51.99 lb
Mass/ft ²	28.83 kg	63.40 lb

Typical Row



TECHNICAL INFORMATION

Product	Standard	Flexural Strength	Compressive Strength	De-icing salts freeze-thaw durability	Density	Absorption	Dimension Tolerance*
Boulevard TLI 90 Paver 160 x 240 320 x 520	CSA A231.2	N/A	μ 50 MPa ≥ 45 MPa	225 g/m ² after 28 cycles 500 g/m ² after 49 cycles	N/A	N/A	Length: -1.0 to +2.0 mm Width: -1.0 to +2.0 mm Height: ±3.0 mm

Setting of joint-filling sand: Cover the vibrating plate with a removable rubber tread (neoprene or polypropylene). Cover the snow removal tools with Teflon or neoprene protectors to minimize the risk of damage from scratches or concrete shards. Laying patterns: These laying patterns are by way of example only and represent only a few of many possibilities. Permacon shall not be responsible for the excess or shortage of pavers resulting from installation according to these laying patterns.