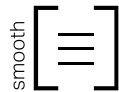




Mega Melville® Plus Step



	Dimensions mm		Dimensions in.	Code	Colour	Typical Row 	
		180 x 406 x 1219	7 x 16 x 48	10050116	Range Scandina Grey		
	Weight/unit	203 kg	447 lb	10050113	Range Amber Beige		
	Length/cube	7.31 lin. m	24 lin. ft	10050111	Rockland Black		
	Qty/cube	6 units	3 Rows	6 units	10050092		Range Newport Grey
	Weight/cube	1243 kg	2740 lb	10050112	Range Shaded Grey		
				Production location St-Eustache			

TECHNICAL INFORMATION

Product	Standard	Flexural Strength	Compressive Strength	De-icing salts freeze-thaw durability	Density	Absorption	Dimension Tolerance*
Mega Melville Plus Step	N/A	N/A	35 MPa	500 g/m ²	2250 kg/m ³	5%	Length: ±2.0 mm Width: ±2.0 mm Height: -2.0 to +1.0 mm

Given the weight of this step unit, it is highly recommended to use suction-based lifting equipment for handling and placement (avoid manual installation), or specialized handling equipment such as a clamp adapted for this type of product. The Grande wall unit clamp can also be used.
Additional details: See our landscaping installation guide on our website.