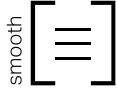
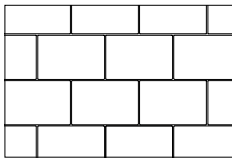


City Slab

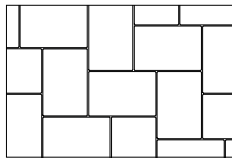


	Dimensions mm	Dimensions in.	Code	Colour	Typical Row
	60 x 500 x 750	2 3/8 x 19 11/16 x 29 1/2		Prestige	
Weight/unit	52 kg	114 lb	12051210	Cameo Beige	
Area/unit	0.38 m ²	4.04 ft ²		Standard	
Area/layer	0.75 m ²	8.07ft ²	12059437	Alpine Grey	
Area/cube	9.00 m²	12 Rows	12059443	Sterling Grey	
Qty/cube	24 units	24 units		Sold by layer	
Weight/cube	1270 kg	2800 lb		Split charges apply	
				Production location St-Eustache	

Laying Patterns



Linear



Herringbone

1 bag of sand covers approx. 147 ft²

TECHNICAL INFORMATION

Product	Standard	Flexural Strength	Compressive Strength	De-icing salts freeze-thaw durability	Density	Absorption	Dimension Tolerance*
City Slab	CSA A231.1	±4.5 MPa	N/A	225 g/m ² after 28 cycles 500 g/m ² after 49 cycles	N/A	N/A	Length: -1.0 to +2.0 mm Width: -1.0 to +2.0 mm Height: ±3.0 mm

* Concave or convex warpage in one dimension: up to and including 450 mm: 2.0 mm / over 450 mm: 3.00 mm

Cover snow removal tools with Teflon or neoprene protectors to minimize the risk of damage from scratches.

Laying patterns are for design purposes only. Permacon shall not be responsible for excess or shortage of material. Given the weight of this Slab, it is highly recommended to use suction-based lifting equipment for handling and placement (avoid manual installation).

This product can be installed on pedestals for a rooftop application. It can safely withstand a load of up to 300 kg.