


Boulevard TLI 150 Crescendo 320 Paver



smooth [≡]	Colour
	White - Smooth
	Cinder Grey - Smooth
	Charcoal - Smooth
	Light Charcoal - Smooth
	Black ETX - Smooth
	Light Grey - Smooth
	Beige Grey - Smooth
	Beige - Smooth
	Red - Smooth

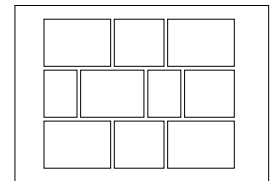
textured [≡≡≡]	Colour
	Cinder Grey - Granitech
	Light Charcoal - Granitech
	Charcoal - Granitech
	Light Grey - Granitech
	Beige Grey - Granitech
	Beige - Granitech
	Opal White - Granitech
	Stanstead Grey - Granitech
	Cambrian Brown - Granitech
	Cambrian Black - Granitech

		Dimensions mm	Dimensions in.
A		150 x 320 x 240	5 7/8 x 12 5/8 x 9 1/2
B		150 x 320 x 320	5 7/8 x 12 5/8 x 12 5/8
C		150 x 320 x 360	5 7/8 x 12 5/8 x 14 3/16
D		150 x 320 x 400	5 7/8 x 12 5/8 x 15 3/4
E		150 x 320 x 440	5 7/8 x 12 5/8 x 17 5/16
	Cube ft ²	49.6	12.4 per row
	Cube ft ²	49.6	12.4 per row
	Cube ft ²	37.2	1.4 per row


Mass/ft ²	32.6 kg	71.7 lb
Mass/ft ²	34.4 kg	75.7 lb
Mass/ft ²	43.6 kg	95.9 lb

Units are not sold separately

Typical Row



Laying Pattern



Linear

TECHNICAL INFORMATION

Product	Standard	Flexural Strength	Compressive Strength	De-icing salts freeze-thaw durability	Density	Absorption	Dimension Tolerance*
Boulevard TLI 150 Crescendo 320 Paver							
125 x 500							
250 x 500	CSA A231.2	N/A	μ 50 MPa ≥ 45 MPa	225 g/m ² after 28 cycles 500 g/m ² after 49 cycles	N/A	N/A	Length: -1.0 to +2.0 mm Width: -1.0 to +2.0 mm Height: ±3.0 mm
500 x 500							
750 x 500							
200 x 200							

Setting of joint-filling sand: Cover the vibrating plate with a removable rubber tread (neoprene or polypropylene). Cover the snow removal tools with Teflon or neoprene protectors to minimize the risk of damage from scratches or concrete shards. Laying patterns: These laying patterns are by way of example only and represent only a few of many possibilities. Permacon shall not be responsible for the excess or shortage of pavers resulting from installation according to these laying patterns.