



Versailles® Slab



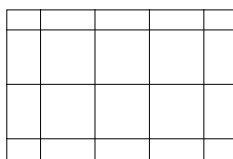
	Dimensions mm	Dimensions in.
	50 x 610 x 610	2 x 24 x 24
Weight/unit	44 kg	97 lb
Unit/area	0.37 m ²	4.00 ft ²
Area/cube	7.43 m ²	80.00 ft ²
Qty/cube	20 units	20 units
Weight/cube	880 kg	1940 lb

Code	Colour
12059261	Alpine Grey
12059263	Trenton Grey
Production location Montreal	

Typical Row



Laying Pattern



Checkerboard

TECHNICAL INFORMATION

Product	Standard	Flexural Strength	Compressive Strength	De-icing salts freeze-thaw durability	Density	Absorption	Dimension Tolerance*
Versailles Slab	CSA A231.1	±4.5 MPa	N/A	225 g/m ² after 28 cycles 500 g/m ² after 49 cycles	N/A	N/A	Length: -1.0 to +2.0 mm Width: -1.0 to +2.0 mm Height: ±3.0 mm

* Concave or convex warpage in one dimension: up to and including 450 mm: 2.0 mm / over 450 mm: 3.00 mm

Laying patterns are for design purposes only. Permacon shall not be responsible for excess or shortage of material.
Compatible with pedestal systems.