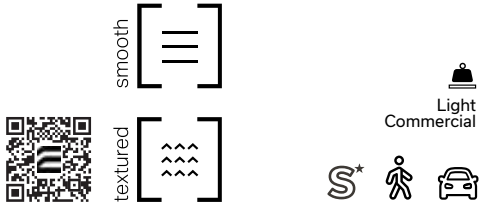



Boulevard 500 Paver



smooth



Colour
White - Smooth
Cinder Grey - Smooth
Charcoal - Smooth
Light Charcoal - Smooth
Black ETX - Smooth
Light Grey - Smooth
Beige Grey - Smooth
Beige - Smooth
Red - Smooth

textured	Colour
	Cinder Grey - Granitech
	Light Charcoal - Granitech
	Charcoal - Granitech
	Light Grey - Granitech
	Beige Grey - Granitech
	Beige - Granitech
	Opal White - Granitech
	Stanstead Grey - Granitech
	Cambrian Brown - Granitech
	Cambrian Black - Granitech


500 x 500




	Dimensions mm	Dimensions in.
	100 x 500 x 500	4 x 19 11/16 x 19 11/16
Unit/area	4 units/m ²	0.37 units/ft ²
Cube ft ³	64.5	10.75 per row

Mass/ft ²	22.33 kg	49.13 lb
Mass/ft ²	23.63 kg	51.99 lb
Mass/ft ²	28.83 kg	63.40 lb
Sold separately		


Typical Row



Laying Patterns



Linear



Checkerboard

TECHNICAL INFORMATION

Product	Standard	Flexural Strength	Compressive Strength	De-icing salts freeze-thaw durability	Density	Absorption	Dimension Tolerance*
Boulevard 500 Paver 500 x 500	CSA A231.2	N/A	μ 50 MPa ≥ 45 MPa	225 g/m ² after 28 cycles 500 g/m ² after 49 cycles	N/A	N/A	Length: -1.0 to +2.0 mm Width: -1.0 to +2.0 mm Height: ±3.0 mm

Setting of joint-filling sand: Cover the vibrating plate with a removable rubber tread (neoprene or polypropylene). Cover the snow removal tools with Teflon or neoprene protectors to minimize the risk of damage from scratches or concrete shards. Laying patterns: These laying patterns are by way of example only and represent only a few of many possibilities. Permacon shall not be responsible for the excess or shortage of pavers resulting from installation according to these laying patterns.