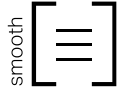



New Boulevard Hexagon Paver

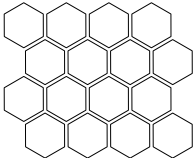


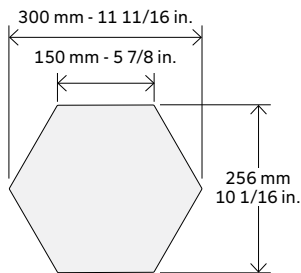
Light
Commercial



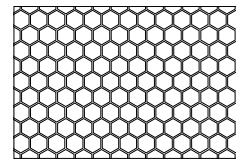
smooth [≡]	Colour
	White - Smooth
	Cinder Grey - Smooth
	Charcoal - Smooth
	Light Charcoal - Smooth
	Black ETX - Smooth
	Light Grey - Smooth
	Beige Grey - Smooth
	Beige - Smooth
	Red - Smooth

	Dimensions mm	Dimensions in.
	100 x 256 x 300	4 x 10 1/16 x 11 13/16
Unit/area	13.23 units/m ²	1.23 units/ft ²
Cube ft ²	68.32	9.76 per row

Typical Row		
		
Mass/ft ²	22.33 kg	49.13 lb



Laying Pattern



Checkerboard

TECHNICAL INFORMATION

Product	Standard	Flexural Strength	Compressive Strength	De-icing salts freeze-thaw durability	Density	Absorption	Dimension Tolerance*
Boulevard Hexagon Paver	CSA A231.2	N/A	μ 50 MPa ≥ 45 MPa	225 g/m ² after 28 cycles 500 g/m ² after 49 cycles	N/A	N/A	Length: -1.0 to +2.0 mm Width: -1.0 to +2.0 mm Height: ±3.0 mm

Setting of joint-filling sand: Cover the vibrating plate with a removable rubber tread (neoprene or polypropylene). Cover the snow removal tools with Teflon or neoprene protectors to minimize the risk of damage from scratches or concrete shards. Laying patterns: These laying patterns are by way of example only and represent only a few of many possibilities. Permacon shall not be responsible for the excess or shortage of pavers resulting from installation according to these laying patterns.