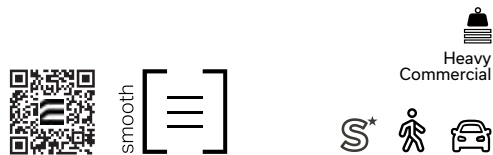

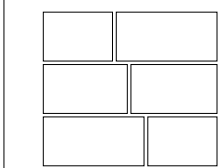





Boulevard TLI 100 Crescendo 300 Paver



smooth 	Colour
	White - Smooth
	Cinder Grey - Smooth
	Charcoal - Smooth
	Light Charcoal - Smooth
	Black ETX - Smooth
	Light Grey - Smooth
	Beige Grey - Smooth
	Beige - Smooth
	Red - Smooth

	Dimensions mm	Dimensions in.	Typical Row		
	A	100 x 300 x 400	4 x 11 13/16 x 15 3/4		
	B	100 x 300 x 500	4 x 11 13/16 x 19 11/16		
	C	100 x 300 x 600	4 x 11 13/16 x 23 5/8		
	Unit/area	22.8 kg	50.16 lb		
	Cube ft²	77.52	9.69 per row		
			Mass/ft²	22.8 kg	50.16 lb
Units are not sold separately					

Laying Patterns

		
Linear	Linear 70% ABC + 30% D	Linear 100% D

TECHNICAL INFORMATION

Product	Standard	Flexural Strength	Compressive Strength	De-icing salts freeze-thaw durability	Density	Absorption	Dimension Tolerance*
Boulevard TLI 100 Crescendo 300 Paver							
300 x 400	CSA A231.2	N/A	μ 50 MPa ≥ 45 MPa	225 g/m² after 28 cycles 500 g/m² after 49 cycles	N/A	N/A	Length: -1.0 to +2.0 mm
300 x 500							Width: -1.0 to +2.0 mm
300 x 600							Height: ±3.0 mm

Setting of joint-filling sand: Cover the vibrating plate with a removable rubber tread (neoprene or polypropylene). Cover the snow removal tools with Teflon or neoprene protectors to minimize the risk of damage from scratches or concrete shards. Laying patterns: These laying patterns are by way of example only and represent only a few of many possibilities. Permacon shall not be responsible for the excess or shortage of pavers resulting from installation according to these laying patterns.