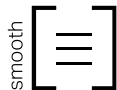




# Mega Melville® Plus Step



	Dimensions mm		Dimensions in.	Code	Colour	Typical Row <div></div>	
		180 x 406 x 1219	7 x 16 x 48	10050116	Range Scandina Grey		
	Weight/unit	203 kg	447 lb	10050113	Range Amber Beige		
	Length/cube	7.31 lin. m	24 lin. ft	10050111	Rockland Black		
	Qty/cube	6 units	3 Rows	6 units	10050092		Range Newport Grey
	Weight/cube	1243 kg	2740 lb	10050112	Range Shaded Grey		
				Sold by piece Only 22 skids/truck Split charges apply Production location St-Eustache			

## TECHNICAL INFORMATION

Product	Standard	Flexural Strength	Compressive Strength	De-icing salts freeze-thaw durability	Density	Absorption	Dimension Tolerance*
<b>Mega Melville Plus Step</b>	N/A	N/A	35 MPa	500 g/m <sup>2</sup>	2250 kg/m <sup>3</sup>	5%	Length: ±2.0 mm Width: ±2.0 mm Height: -2.0 to +1.0 mm

Given the weight of this step unit, it is highly recommended to use suction-based lifting equipment for handling and placement (avoid manual installation), or specialized handling equipment such as a clamp adapted for this type of product. The Grande wall unit clamp can also be used.  
 Additional details: See our landscaping installation guide on our website.