


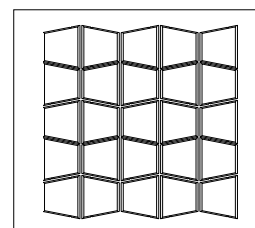
Wedgestone Wall



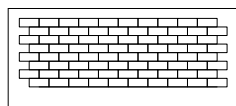
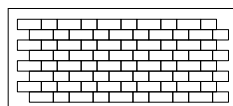
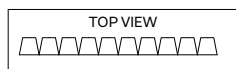
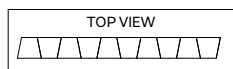
Standard	Dimensions mm	Dimensions in.
	100 x 200 x 231 - 153	3 15/16 x 7 7/8 x 9 3/32 - 6
Weight/unit	9.27 kg	20.04 lb
Unit/area	-	4.00 units/ft ²
Area/cube	-	37.20 ft ²
Length/cube	-	113.60 lin. ft
Qty/cube	150 units	150 units
Weight/cube	1390kg	3064 lb

Code	Colour
16259334	Desert Grey Blend
16259335	Granite Blend
Sold by - 25 pieces	
Split charges apply	
Production location Cambridge	

Typical Row



Laying Patterns



Pattern 1

Pattern 2

TECHNICAL INFORMATION

Product	Standard	Flexural Strength	Compressive Strength	De-icing salts freeze-thaw durability	Density	Absorption	Dimension Tolerance*
Wedgestone Wall	ASTM C 1372	N/A	20.7 MPa	N/A	2000 kg/m ³	10.4%	Length: ±3.2 mm Width : ±3.2 mm Height: ±3.2 mm

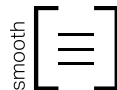
Applications: Retaining walls MAX 0.7 m (2'4")



Wallstone and Wedgestone Wall can be used separately or in combination for greater flexibility.

Features: Suitable for gravity or grid, vertical or setback, straight or curved walls. All Wedgestone Wall units come pre-split. Wedgestone Wall units are 100% double rock-faced and reversible for inside and outside curves. Units create a 600 mm (2') outside radius without cutting.

Tips: 4 Wedgestone Wall units are required for a rounded 90° corner, 16 pcs for a full circle.

Wallstone 12 inch Capping



	Dimensions mm	Dimensions in.	Code	Colour	Typical Row	
	100 x 200 x 300	3 15/16 x 7 7/8 x 11 13/16	16259305	Desert Grey Blend		
	Weight/unit	13.10 kg	28.90 lb	16259306		Granite Blend
	Units/length	-	3.1 units/ft²	Sold by 18 pieces Split charges apply Production location Cambridge		
	Length/row	-	106.30 lin. ft			
	Qty/cube	108 units	108 units			
	Weight/cube	1433 kg	3159 lb			


TECHNICAL INFORMATION


Product	Standard	Flexural Strength	Compressive Strength	De-icing salts freeze-thaw durability	Density	Absorption	Dimension Tolerance*
Wallstone 12-inch Capping	ASTM C 1372	N/A	20.7 MPa	N/A	2000 kg/m ²	10.4%	Length: ±3.2 mm Width: ±3.2 mm Height: ±3.2 mm

Accessories

Wedgestone Capping



	Dimensions mm	Dimensions in.	Code	Colour	Typical Row
	100 x 200 x 231 / 153	3 15/16 x 7 7/8 x 9 3/32 / 6	16259328	Desert Grey Blend	
	Weight/unit	8.35 kg	18.40 lb	16259329	Granite Blend
	Length/cube	-	113.60 lin. ft	Sold by 25 pieces Split charges apply Production location Cambridge	
	Qty/cube	150 units	150 units		
	Weight/cube	1390 kg	3064 lb		



TECHNICAL INFORMATION

Product	Standard	Flexural Strength	Compressive Strength	De-icing salts freeze-thaw durability	Density	Absorption	Dimension Tolerance*
Wedgestone Capping	ASTM C 1372	N/A	20.7 MPa	N/A	2000 kg/m ²	10.4%	Length: ±3.2 mm Width: ±3.2 mm Height: ±3.2 mm