

Boulevard Drain Paver



smooth [≡]



textured [≡≡≡]

ASTM #8 Aggregate
jointing material




Light
Commercial



smooth [≡]	Colour
	White - Smooth
	Cinder Grey - Smooth
	Charcoal - Smooth
	Light Charcoal - Smooth
	Black ETX - Smooth
	Light Grey - Smooth
	Beige Grey - Smooth
	Beige - Smooth
	Red - Smooth

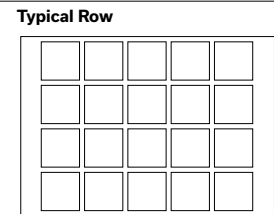
textured [≡≡≡]	Colour
	Cinder Grey - Granitech
	Light Charcoal - Granitech
	Charcoal - Granitech
	Light Grey - Granitech
	Beige Grey - Granitech
	Beige - Granitech
	Opal White - Granitech
	Stanstead Grey - Granitech
	Cambrian Brown - Granitech
	Cambrian Black - Granitech

209 x 209	Dimensions mm	Dimensions in.
	100 x 209 x 209	4 x 8 1/4 x 8 1/4
Unit/area	22.9 units/m ²	2.13 units/ft ²
Cube ft ²	56.4	9.4 per row

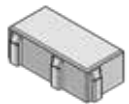


Mass/ft ²	22.33 kg	49.13 lb
Mass/ft ²	23.63 kg	51.99 lb
Mass/ft ²	28.83 kg	63.40 lb

Sold separately

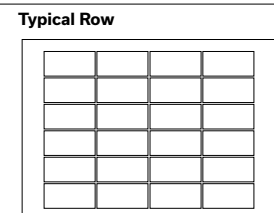


150 x 300	Dimensions mm	Dimensions in.
	100 x 150 x 300	4 x 5 7/8 x 11 13/16
Unit/area	22.22 units/m ²	2.06 units/ft ²
Cube ft ²	69.78	11.63 per row




Mass/ft ²	22.33 kg	49.13 lb
----------------------	----------	----------

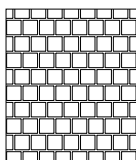
Sold separately




Laying Patterns 209 x 209




Linear



Linear




Checkerboard




Checkerboard


Laying Patterns 150 x 300




Parquet



Herringbone



Herringbone 45°



Linear

TECHNICAL INFORMATION

Product	Standard	Flexural Strength	Compressive Strength	De-icing salts freeze-thaw durability	Density	Absorption	Dimension Tolerance*
Boulevard Drain Paver	CSA A231.2	N/A	μ 50 MPa ≥ 45 MPa	225 g/m ² after 28 cycles 500 g/m ² after 49 cycles	N/A	N/A	Length: -1.0 to +2.0 mm Width: -1.0 to +2.0 mm Height: ±3.0 mm

Boulevard Drain 209 x 209: Joint spacing is 12 mm (0.47 in.) which allows an initial surface infiltration rate of +/-17 387mm/hr. / Boulevard Drain 150 x 300: Joint spacing is 12 mm (0.47 in.)

Cover the snow removal tools with Teflon or neoprene protectors to minimize the risk of damage from scratches or concrete shards. Laying patterns: These laying patterns are by way of example only and represent only a few of many possibilities. Permacon shall not be responsible for the excess or shortage of pavers resulting from installation according to these laying patterns.