




New Boulevard Tactile Paver




Colour
Cinder Grey

	Dimensions mm	Dimensions in.	Typical Row		
	100 x 300 x 300	4 x 11 13/16 x 11 13/16			
Unit/area	11.11 units/m ²	1.03 units/ft ²			
Cube ft ²	69.78	11.63 per row			
Mass/ft ²	22.33 kg	49.13 lb			

Laying Patterns



Checkerboard



Offset

TECHNICAL INFORMATION

Product	Standard	Flexural Strength	Compressive Strength	De-icing salts freeze-thaw durability	Density	Absorption	Dimension Tolerance*
Boulevard Tactile Paver	CSA A231.2	N/A	μ 50 MPa ≥ 45 MPa	225 g/m ² after 28 cycles 500 g/m ² after 49 cycles	N/A	N/A	Length: -1.0 to +2.0 mm Width: -1.0 to +2.0 mm Height: ±3.0 mm

Setting of joint-filling sand: Cover the vibrating plate with a removable rubber tread (neoprene or polypropylene). Cover the snow removal tools with Teflon or neoprene protectors to minimize the risk of damage from scratches or concrete shards. Laying patterns: These laying patterns are by way of example only and represent only a few of many possibilities. Permacon shall not be responsible for the excess or shortage of pavers resulting from installation according to these laying patterns.