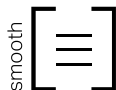



Melville® 24 x 24 Slab




	Dimensions mm	Dimensions in.	Code	Colour	Typical Row
	60 x 610 x 610	2 3/8 x 24 x 24		Prestige	
Weight/unit	52 kg	115 lb	12051242	Range Amber Beige	
Area/unit	0.37 m²	4 ft²	127000956	Range Scandina Grey	
Area/layer	0.74 m²	8 ft²		Standard	
Area/cube	8.92 m²	12 Rows	96 ft²	127000955 Range Newport Grey	
Qty/cube	24 units	24 units		Can be double stacked	
Weight/cube	1250 kg	2756 lb		Production location Montreal, Quebec and Metcalfe	

Laying Patterns



Checkerboard



Offset 1/2

Techniseal 1 bag of sand covers approx. 271 ft²

TECHNICAL INFORMATION

Product	Standard	Flexural Strength	Compressive Strength	De-icing salts freeze-thaw durability	Density	Absorption	Dimension Tolerance*
Melville 24 x 24 Slab	CSA A231.1	±4.5 MPa	N/A	225 g/m² after 28 cycles 500 g/m² after 49 cycles	N/A	N/A	Length: -1.0 to +2.0 mm Width: -1.0 to +2.0 mm Height: ±3.0 mm

* Concave or convex warpage in one dimension: up to and including 450 mm: 2.0 mm / over 450 mm: 3.00 mm

Cover snow removal tools with Teflon or neoprene protectors to minimize the risk of damage from scratches. Laying patterns are for design purposes only. Permacon shall not be responsible for excess or shortage of material. Given the weight of this Slab, it is highly recommended to use suction-based lifting equipment for handling and placement (avoid manual installation). This product can be installed on pedestals for a rooftop application. It can safely withstand a load of up to 300 kg.