


# Wallstone® Wall

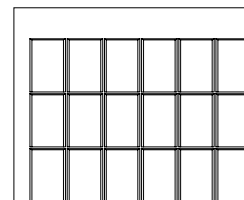
Available in Ottawa  
and Gatineau only




Standard	Dimensions mm	Dimensions in.
	100 x 200 x 300	3 15/16 x 7 7/8 x 11 13/16
Weight/unit	13.3 kg	29.3 lb
Unit/area	-	3.10 units/ft <sup>2</sup>
Area/cube	-	34.80 ft <sup>2</sup>
Length/cube	-	106.30 lin. ft
<b>Qty/cube</b>	<b>108 units</b>	<b>108 units</b>
Weight/cube	1436 kg	3165 lb

Code	Colour
16259322	Desert Grey Blend
16259323	Granite Blend
Production location Cambridge	

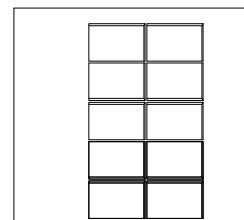
Typical Row



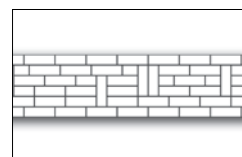
Corner/ Column	Dimensions mm	Dimensions in.
	100 x 200 x 300	3 15/16 x 7 7/8 x 11 13/16
Weight/unit	13.10 kg	28.90 lb
Unit/area	-	0.54 ft <sup>2</sup>
<b>Qty/cube</b>	<b>36 units</b>	<b>36 units</b>
Weight/cube	595 kg	1312 lb

Code	Colour
16259316	Desert Grey Blend
16259317	Granite Blend
Production location Cambridge	

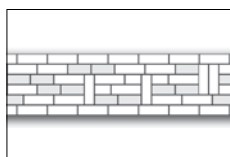
Typical Row



## Laying Patterns



**PATTERN 1: WALL ART 1**  
Place Wallstone standard units vertically and horizontally to create interesting patterns within the wall.



**PATTERN 2: WALL ART 2**  
Add an additional dimension to your wall by including Wedgestone wall units in your pattern (shaded). Consider recessing blocks to add further distinction. Except for the coping course, it is not recommended to set units forward beyond the front of the base course.

## TECHNICAL INFORMATION

Product	Standard	Flexural Strength	Compressive Strength	De-icing salts freeze-thaw durability	Density	Absorption	Dimension Tolerance*
Wallstone Wall	ASTM C 1372	N/A	20.7 MPa	N/A	2000 kg/m <sup>3</sup>	10.4%	Length: ±3.2 mm Width: ±3.2 mm Height: ±3.2 mm

**Applications:** Retaining walls MAX 10 m (3.3 ft)

Additional details: See our landscaping installation guide on our website.

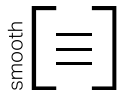
**Wallstone and Wedgestone Wall can be used separately or in combination for greater flexibility.**



**Features:** Suitable for gravity or grid, vertical or setback, straight or curved walls. All Wallstone Wall units come pre-split. End grooves on Wallstone Standard Units maintain interlock between courses, even when placed vertically. 2/3 of Standard Units are also double rock-faced.

**Tips:** Patterned Wallstone walls can be stacked vertically up to 6 courses high.

# Wallstone 12 inch Capping

Available in Ottawa  
and Gatineau only



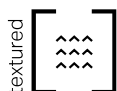
	Dimensions mm		Dimensions in.		Code	Colour	Typical Row		
		100 x 200 x 300		3 15/16 x 7 7/8 x 11 13/16	16259305	Desert Grey Blend			
	Weight/unit	13.10 kg		28.90 lb	16259306	Granite Blend			
	Units/length	-		3.1 units/ft²	Production location Cambridge				
	Length/row	-		106.30 lin. ft					
	Qty/cube	108 units		108 units					
	Weight/cube	1433 kg		3159 lb					


## TECHNICAL INFORMATION


Product	Standard	Flexural Strength	Compressive Strength	De-icing salts freeze-thaw durability	Density	Absorption	Dimension Tolerance*
Wallstone 12-inch Capping	ASTM C 1372	N/A	20.7 MPa	N/A	2000 kg/m <sup>3</sup>	10.4%	Length: ±3.2 mm Width : ±3.2 mm Height: ±3.2 mm

# Wedgestone Capping

Available in Ottawa  
and Gatineau only





	Dimensions mm	Dimensions in.	Code	Colour	Typical Row
	100 x 200 x 231 / 153	3 15/16 x 7 7/8 x 9 3/32 / 6	16259328	Desert Grey Blend	
Weight/unit	8.35 kg	18.40 lb	16259329	Granite Blend	
Length/cube	-	113.60 lin. ft	Production location Cambridge		
Qty/cube	150 units	150 units			
Weight/cube	1390 kg	3064 lb			

## TECHNICAL INFORMATION

Product	Standard	Flexural Strength	Compressive Strength	De-icing salts freeze-thaw durability	Density	Absorption	Dimension Tolerance*
Wedgestone Capping	ASTM C 1372	N/A	20.7 MPa	N/A	2000 kg/m <sup>3</sup>	10.4%	Length: ±3.2 mm Width : ±3.2 mm Height: ±3.2 mm