

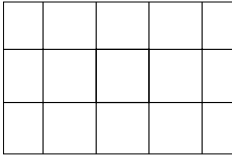


# Mirage Porcelain Tiles November [ ] N



	Dimensions mm	Dimensions in.	Code	Colour	Typical Row
	20 x 600 x 600	3/4 x 23 5/8 x 23 5/8	127001466	Land	
	Weight/unit	16.3 kg	127001467	Rain	
	Weight/box	32.7 kg	127001465	Warm	
	Area/unit	0.72 m²	127001468	Wind	
	Area/cube	21.60 m²			
	Qty/cube	30 boxes (60 units)			
	Weight/cube	1034 kg			

## Laying Pattern



Checkerboard

Mirage Porcelain Tiles are designated exclusively for pedestrian applications. Cover snow removal tools with Teflon or neoprene protectors to minimize the risk of damage from scratches. Laying patterns are for design purposes only. Permacon shall not be responsible for excess or shortage of material. Mirage Porcelain Tiles are not designed for installation on pedestals. Additional details: See our landscaping installation guide on our website