

# Boulevard 300 Paver




## Colour - Smooth


White - Smooth  
Cinder Grey - Smooth  
Charcoal - Smooth  
Black ETX - Smooth  
Light Grey - Smooth  
Beige Grey - Smooth  
Beige - Smooth  
Red - Smooth  
Brown - Smooth

## Colour - Textured


White - Granitech  
Cinder Grey - Granitech  
Charcoal - Granitech  
Black ETX - Granitech  
Light Grey - Granitech  
Beige Grey - Granitech  
Beige - Granitech  
Red - Granitech  
Brown - Granitech

100 x 300 	Metric (mm)	Imperial (in.)
A	100 x 100 x 300	4 x 4 x 11 13/16
Unit/area	33.33 units/m <sup>2</sup>	3.05 units/ft <sup>2</sup>
Cube/ft <sup>3</sup>	72.33	10.33 per row
Mass/ft <sup>3</sup>	22.33 kg	49.13 lb


Sold separately

100 x 450 	Metric (mm)	Imperial (in.)
B	100 x 100 x 450	4 x 4 x 17 3/4
Unit/area	22.22 units/m <sup>2</sup>	2.06 units/ft <sup>2</sup>
Cube/ft <sup>3</sup>	85.28	10.66 per row
Mass/ft <sup>3</sup>	22.33 kg	49.13 lb


Sold separately

150 x 450 	Metric (mm)	Imperial (in.)
C	100 x 150 x 450	4 x 5 7/8 x 17 3/4
Unit/area	14.81 units/m <sup>2</sup>	1.37 units/ft <sup>2</sup>
Cube/ft <sup>3</sup>	81.36	10.17 per row
Mass/ft <sup>3</sup>	22.33 kg	49.13 lb


Sold separately

150 x 150 	Metric (mm)	Imperial (in.)
D	100 x 150 x 150	4 x 5 7/8 x 5 7/8
Unit/area	44.44 units/m <sup>2</sup>	4.12 units/ft <sup>2</sup>
Cube/ft <sup>3</sup>	81.36	10.17 per row
Mass/ft <sup>3</sup>	22.33 kg	49.13 lb

Sold separately


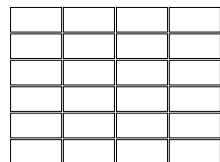




150 x 300 	Metric (mm)	Imperial (in.)
E	100 x 150 x 300	4 x 5 7/8 x 11 13/16
Unit/area	22.22 units/m <sup>2</sup>	2.06 units/ft <sup>2</sup>
Cube/ft <sup>3</sup>	69.78	11.63 per row
Mass/ft <sup>3</sup>	22.33 kg	49.13 lb

Sold separately


300 x 300 	Metric (mm)	Imperial (in.)
F	100 x 300 x 300	4 x 11 13/16 x 11 13/16
Unit/area	11.11 units/m <sup>2</sup>	1.03 units/ft <sup>2</sup>
Cube/ft <sup>3</sup>	69.78	11.63 per row
Mass/ft <sup>3</sup>	22.33 kg	49.13 lb

Sold separately

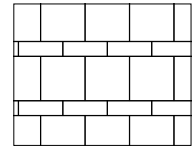
## Typical Row



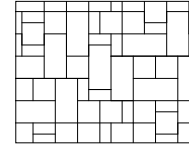
## Laying Pattern



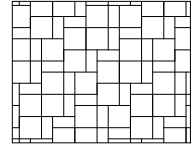
Linear  
100% A, B, C, E or H



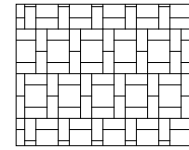
Linear modified  
75% F + 25% A



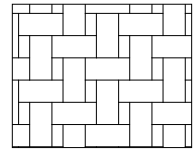
Modular  
67% H + 21% F +  
12% E



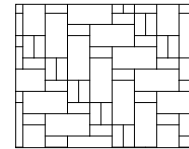
Modular  
50% I + 50%  
50% F + 50% E



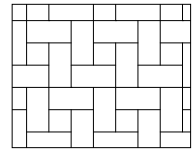
Modular  
67% I + 33% H  
67% F + 33% E



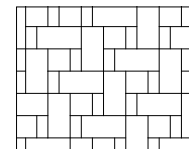
Modular  
89% H + 11% E



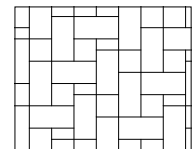
Modular  
67% H + 33% E



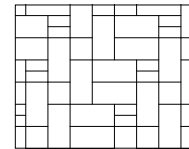
Modular  
89% E + 11% D  
89% H + 11% F



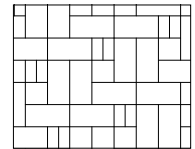
Modular  
67% H + 25% F + 8% E



Modular  
71% H + 25% F + 5% E




Modular  
80% H + 10% F +  
10% E




Modular  
80% H + 10% F +  
10% E




# Boulevard 300 Paver - cont'd

200 x 400 	Metric (mm)	Imperial (in.)
K	100 x 200 x 400	4 x 7 7/8 x 15 3/4
Unit/area	12.50 units/m <sup>2</sup>	1.16 units/ft <sup>2</sup>
Cube/ft <sup>3</sup>	90.44	12.92 per row
Mass/ft <sup>2</sup>	22.33 kg	49.13 lb


Sold separately

200 x 600 	Metric (mm)	Imperial (in.)
G	100 x 200 x 600	4 x 7 7/8 x 23 5/8
Unit/area	8.33 units/m <sup>2</sup>	0.77 unit/ft <sup>2</sup>
Cube/ft <sup>3</sup>	72.31	10.33 per row
Mass/ft <sup>2</sup>	22.33 kg	49.13 lb

Sold separately

300 x 600 	Metric (mm)	Imperial (in.)
H	100 x 300 x 600	4 x 11 13/16 x 23 5/8
Unit/area	5.55 units/m <sup>2</sup>	0.52 unit/ft <sup>2</sup>
Cube/ft <sup>3</sup>	69.78	11.63 per row
Mass/ft <sup>2</sup>	22.33 kg	49.13 lb

Sold separately




600 x 600 	Metric (mm)	Imperial (in.)
I	100 x 600 x 600	4 x 23 5/8 x 23 5/8
Unit/area	2.77 units/m <sup>2</sup>	0.26 unit/ft <sup>2</sup>
Cube/ft <sup>3</sup>	46.5	7.75 per row
Mass/ft <sup>2</sup>	22.33 kg	49.13 lb

Sold separately

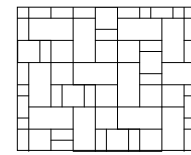
 Light Commercial



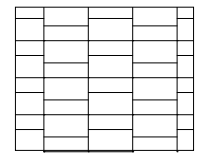
## Typical Row



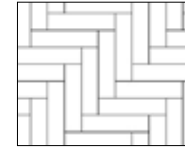
## Laying Pattern



Modular  
50% H + 38% F + 12% E



Checkerboard modified  
60% E + 40% A



Herringbone  
100% C, E or H



## Technical Information

Product	Boulevard 300 Paver
Standard	CSA A231.2
Flexural Strength	N/A
Compressive Strength	μ 50 MPa ≥ 45 MPa
De-icing salts freeze-thaw durability	225 g/m <sup>2</sup> after 28 cycles 500 g/m <sup>2</sup> after 49 cycles
Density	N/A
Absorption	N/A
Dimension Tolerance*	Length: -1.0 to +2.0 mm Width: -1.0 to +2.0 mm Height: ±3.0 mm

Setting of joint-filling sand: Cover the vibrating plate with a removable rubber tread (neoprene or polypropylene). Cover the snow removal tools with Teflon or neoprene protectors to minimize the risk of damage from scratches or concrete shards. Laying patterns: These laying patterns are by way of example only and represent only a few of many possibilities. Permacon shall not be responsible for the excess or shortage of pavers resulting from installation according to these laying patterns.

# Boulevard 500 Paver




## Colour - Smooth

White - Smooth  
 Cinder Grey - Smooth  
 Charcoal - Smooth  
 Black ETX - Smooth  
 Light Grey - Smooth  
 Beige Grey - Smooth  
 Beige - Smooth  
 Red - Smooth  
 Brown - Smooth


## Colour - Textured

White - Granitech  
 Cinder Grey - Granitech  
 Charcoal - Granitech  
 Black ETX - Granitech  
 Light Grey - Granitech  
 Beige Grey - Granitech  
 Beige - Granitech  
 Red - Granitech  
 Brown - Granitech

## Laying Pattern



Linear



Checkerboard

## 500 x 500


### Metric (mm)

### Imperial (in.)

	100 x 500 x 500	4 x 19 11/16 x 19 11/16
Unit/area	4 units/m <sup>2</sup>	0.37 units/ft <sup>2</sup>
Cube/ft <sup>3</sup>	64.5	10.75 per row
Mass/ft <sup>2</sup>	22.33 kg	49.13 lb

Sold separately

## Typical Row



## Technical Information

Product	Boulevard 500 Paver
Standard	CSA A231.2
Flexural Strength	N/A
Compressive Strength	μ 50 MPa ≥ 45 MPa
De-icing salts freeze-thaw durability	225 g/m <sup>2</sup> after 28 cycles 500 g/m <sup>2</sup> after 49 cycles
Density	N/A
Absorption	N/A
Dimension Tolerance*	Length: -1.0 to +2.0 mm Width: -1.0 to +2.0 mm Height: ±3.0 mm

Setting of joint-filling sand: Cover the vibrating plate with a removable rubber tread (neoprene or polypropylene). Cover the snow removal tools with Teflon or neoprene protectors to minimize the risk of damage from scratches or concrete shards. Laying patterns: These laying patterns are by way of example only and represent only a few of many possibilities. Permacon shall not be responsible for the excess or shortage of pavers resulting from installation according to these laying patterns.

# Boulevard Drain Paver

Light Commercial ASTM #8 Aggregate jointing material

Colour - Smooth
White - Smooth
Cinder Grey - Smooth
Charcoal - Smooth
Black ETX - Smooth
Light Grey - Smooth
Beige Grey - Smooth
Beige - Smooth
Red - Smooth
Brown - Smooth

Colour - Textured
White - Granitech
Cinder Grey - Granitech
Charcoal - Granitech
Black ETX - Granitech
Light Grey - Granitech
Beige Grey - Granitech
Beige - Granitech
Red - Granitech
Brown - Granitech

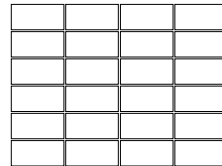

209 x 209	Metric (mm)	Imperial (in.)
	100 x 209 x 209	4 x 8 1/4 x 8 1/4
Unit/area	22.9 units/m <sup>2</sup>	2.13 units/ft <sup>2</sup>
Cube/ft <sup>3</sup>	56.4	9.4 per row
Mass/ft <sup>2</sup>	22.33 kg	49.13 lb

Sold separately


150 x 300	Metric (mm)	Imperial (in.)
	100 x 150 x 300	4 x 5 7/8 x 11 13/16
Unit/area	22.22 units/m <sup>2</sup>	2.06 units/ft <sup>2</sup>
Cube/ft <sup>3</sup>	69.78	11.63 per row
Mass/ft <sup>2</sup>	22.33 kg	49.13 lb

Sold separately

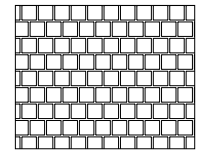
### Typical Row




### Laying Pattern 209 x 209




Linear



Linear




Checkerboard




Checkerboard


### Laying Pattern 150 x 300




Linear



Herringbone



Herringbone 45°



Parquet



### Technical Information

Product	Boulevard Drain Paver
Standard	CSA A231.2
Flexural Strength	N/A
Compressive Strength	μ 50 MPa ≥ 45 MPa
De-icing salts freeze-thaw durability	225 g/m <sup>2</sup> after 28 cycles 500 g/m <sup>2</sup> after 49 cycles
Density	N/A
Absorption	N/A
Dimension Tolerance*	Length: -1.0 to +2.0 mm Width: -1.0 to +2.0 mm Height: ±3.0 mm

Boulevard Drain 209 x 209: Joint spacing is 12 mm (0.47 in.) which allows an initial surface infiltration rate of +/-17 387mm/hr. / Boulevard Drain 150 x 300: Joint spacing is 12 mm (0.47 in.)



Cover the snow removal tools with Teflon or neoprene protectors to minimize the risk of damage from scratches or concrete shards. Laying patterns: These laying patterns are by way of example only and represent only a few of many possibilities. Permacon shall not be responsible for the excess or shortage of pavers resulting from installation according to these laying patterns.

# Boulevard Hexagon Paver Light Commercial

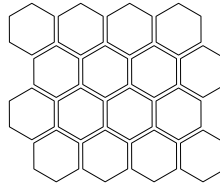
## Colour - Smooth

- White - Smooth
- Cinder Grey - Smooth
- Charcoal - Smooth
- Black ETX - Smooth
- Light Grey - Smooth
- Beige Grey - Smooth
- Beige - Smooth
- Red - Smooth
- Brown - Smooth

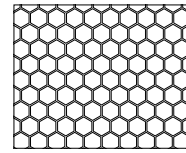
	Metric (mm)	Imperial (in.)
	100 x 256 x 300	4 x 10 1/16 x 11 13/16
Unit/area	13.23 units/m <sup>2</sup>	1.23 units/ft <sup>2</sup>
Cube/ft <sup>3</sup>	68.32	9.76 per row
Mass/ft <sup>2</sup>	22.33 kg	49.13 lb

Sold separately

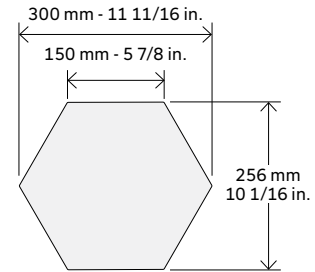
## Typical Row



## Laying Pattern



Checkerboard



## Technical Information

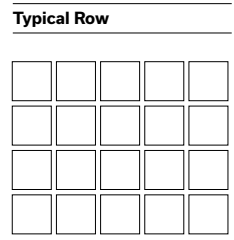
Product	Boulevard Hexagon Paver
Standard	CSA A231.2
Flexural Strength	N/A
Compressive Strength	μ 50 MPa ≥ 45 MPa
De-icing salts freeze-thaw durability	225 g/m <sup>2</sup> after 28 cycles 500 g/m <sup>2</sup> after 49 cycles
Density	N/A
Absorption	N/A
Dimension Tolerance*	Length: -1.0 to +2.0 mm Width: -1.0 to +2.0 mm Height: ±3.0 mm

Setting of joint-filling sand: Cover the vibrating plate with a removable rubber tread (neoprene or polypropylene). Cover the snow removal tools with Teflon or neoprene protectors to minimize the risk of damage from scratches or concrete shards. Laying patterns: These laying patterns are by way of example only and represent only a few of many possibilities. Permacon shall not be responsible for the excess or shortage of pavers resulting from installation according to these laying patterns.

# Boulevard Striated Paver Light Commercial

Colour
White
Cinder Grey
Charcoal
Black ETX
Light Grey
Beige Grey
Beige
Red
Brown

	Metric (mm)	Imperial (in.)
	100 x 300 x 300	4 x 11 13/16 x 11 13/16
Unit/area	11.11 units/m <sup>2</sup>	1.03 units/ft <sup>2</sup>
Cube/ft <sup>2</sup>	69.78	11.63 per row
Mass/ft <sup>2</sup>	22.33 kg	49.13 lb

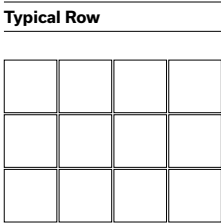


Technical Information	
Product	Boulevard Striated Paver
Standard	CSA A231.2
Flexural Strength	N/A
Compressive Strength	μ 50 MPa ≥ 45 MPa
De-icing salts freeze-thaw durability	225 g/m <sup>2</sup> after 28 cycles 500 g/m <sup>2</sup> after 49 cycles
Density	N/A
Absorption	N/A
Dimension Tolerance*	Length: -1.0 to +2.0 mm Width: -1.0 to +2.0 mm Height: ±3.0 mm

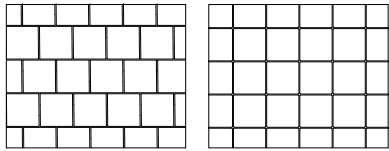
Setting of joint-filling sand: Cover the vibrating plate with a removable rubber tread (neoprene or polypropylene). Cover the snow removal tools with Teflon or neoprene protectors to minimize the risk of damage from scratches or concrete shards. Laying patterns: These laying patterns are by way of example only and represent only a few of many possibilities. Permacon shall not be responsible for the excess or shortage of pavers resulting from installation according to these laying patterns.

**Colour**  
Cinder Grey

	Metric (mm)	Imperial (in.)
	100 x 300 x 300	4 x 11 13/16 x 11 13/16
Unit/area	11.11 units/m <sup>2</sup>	1.03 units/ft <sup>2</sup>
Cube/ft <sup>2</sup>	69.78	11.63 per row
Mass/ft <sup>2</sup>	22.33 kg	49.13 lb



**Laying Pattern**



Linear

Checkerboard



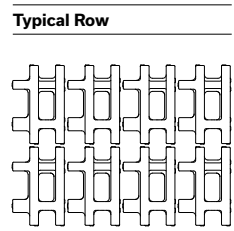
**Technical Information**

Product	Boulevard Tactile Paver
Standard	CSA A231.2
Flexural Strength	N/A
Compressive Strength	μ 50 MPa ≥ 45 MPa
De-icing salts freeze-thaw durability	225 g/m <sup>2</sup> after 28 cycles 500 g/m <sup>2</sup> after 49 cycles
Density	N/A
Absorption	N/A
Dimension Tolerance*	Length: -1.0 to +2.0 mm Width: -1.0 to +2.0 mm Height: ±3.0 mm

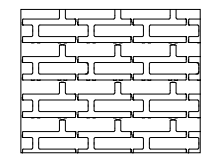
Setting of joint-filling sand: Cover the vibrating plate with a removable rubber tread (neoprene or polypropylene). Cover the snow removal tools with Teflon or neoprene protectors to minimize the risk of damage from scratches or concrete shards. Laying patterns: These laying patterns are by way of example only and represent only a few of many possibilities. Permacon shall not be responsible for the excess or shortage of pavers resulting from installation according to these laying patterns.

Colour
White
Cinder Grey*
Charcoal
Black ETX
Light Grey
Beige Grey
Beige
Red
Brown
* In inventory


	Metric (mm)	Imperial (in.)
	100 x 300 x 450	4 x 11 13/16 x 17 3/4
Weight/unit	13 kg	28 lb
Unit/area	7.36 units/m <sup>2</sup>	0.68 units/ft <sup>2</sup>
Area/layer	1.09 m <sup>2</sup>	11.72 ft <sup>2</sup>
Area/cube	8.72 m <sup>2</sup>	93.76 ft <sup>2</sup>
Length/row	3.60 lin. m	11.81 lin. ft
Length/cube	28.80 lin. m	94.48 lin. ft
Qty/cube	64 units	64 units
Weight/cube	1003 kg	2213 lb



**Laying Pattern**



Checkerboard



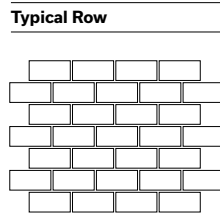
**Technical Information**

Product	Boulevard Verde Paver
Standard	CSA A231.2
Flexural Strength	N/A
Compressive Strength	μ 50 MPa ≥ 45 MPa
De-icing salts freeze-thaw durability	225 g/m <sup>2</sup> after 28 cycles 500 g/m <sup>2</sup> after 49 cycles
Density	N/A
Absorption	N/A
Dimension Tolerance*	Length: -1.0 to +2.0 mm Width: -1.0 to +2.0 mm Height: ±3.0 mm


Cover the snow removal tools with Teflon or neoprene protectors to minimize the risk of damage from scratches or concrete shards. Laying patterns: These laying patterns are by way of example only and represent only a few of many possibilities. Permacon shall not be responsible for the excess or shortage of pavers resulting from installation according to these laying patterns.

Colour - Smooth
White - Smooth
Cinder Grey - Smooth
Charcoal - Smooth
Black ETX - Smooth
Light Grey - Smooth
Beige Grey - Smooth
Beige - Smooth
Red - Smooth
Brown - Smooth

	Metric (mm)	Imperial (in.)
	80 x 120 x 240	3 1/8 x 4 3/4 x 9 1/2
Unit/area	34.7 units/m <sup>2</sup>	3.23 units/ft <sup>2</sup>
Cube/ft <sup>3</sup>	115.32	9.61 per row
Mass/ft <sup>3</sup>	17.36 kg	38.19 lb
Sold separately		



## Laying Pattern



Mechanical



Technical Information	
Product	Boulevard TLI 80 Paver
Standard	CSA A231.2
Flexural Strength	N/A
Compressive Strength	μ 50 MPa ≥ 45 MPa
De-icing salts freeze-thaw durability	225 g/m <sup>2</sup> after 28 cycles 500 g/m <sup>2</sup> after 49 cycles
Density	N/A
Absorption	N/A
Dimension Tolerance*	Length: -1.0 to +2.0 mm Width: -1.0 to +2.0 mm Height: ±3.0 mm


Setting of joint-filling sand: Cover the vibrating plate with a removable rubber tread (neoprene or polypropylene). Cover the snow removal tools with Teflon or neoprene protectors to minimize the risk of damage from scratches or concrete shards. Laying patterns: These laying patterns are by way of example only and represent only a few of many possibilities. Permacon shall not be responsible for the excess or shortage of pavers resulting from installation according to these laying patterns.

# Boulevard TLI 100 Paver




Colour - Smooth
White - Smooth
Cinder Grey - Smooth
Charcoal - Smooth
Black ETX - Smooth
Light Grey - Smooth
Beige Grey - Smooth
Beige - Smooth
Red - Smooth
Brown - Smooth


Colour - Textured
White - Granitech
Cinder Grey - Granitech
Charcoal - Granitech
Black ETX - Granitech
Light Grey - Granitech
Beige Grey - Granitech
Beige - Granitech
Red - Granitech
Brown - Granitech

150 x 300 	Metric (mm)	Imperial (in.)
	100 x 150 x 300	4 x 5 7/8 x 11 13/16
Unit/area	22.22 units/m <sup>2</sup>	2.06 units/ft <sup>2</sup>
Cube/ft <sup>3</sup>	69.78	11.63 per row
Mass/ft <sup>2</sup>	22.33 kg	49.13 lb

Sold separately



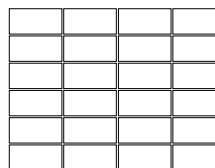
300 x 300 	Metric (mm)	Imperial (in.)
	100 x 300 x 300	4 x 11 13/16 x 11 13/16
Unit/area	11.11 units/m <sup>2</sup>	1.03 units/ft <sup>2</sup>
Cube/ft <sup>3</sup>	69.78	11.63 per row
Mass/ft <sup>2</sup>	22.33 kg	49.13 lb

Sold separately


300 x 700 	Metric (mm)	Imperial (in.)
	100 x 300 x 700	4 x 11 13/16 x 27 9/16
Unit/area	22.8 units/m <sup>2</sup>	50.16 units/ft <sup>2</sup>
Cube/ft <sup>3</sup>	54.24	6.78 per row
Mass/ft <sup>2</sup>	22.33 kg	49.13 lb

Sold separately

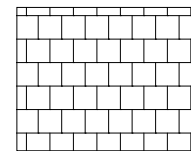
## Typical Row




## Laying Pattern



Linear



Linear



Modular 50% 150 x300 +  
50 % 300 x 300



## Technical Information

Product	Boulevard TLI 100 Paver
Standard	CSA A231.2
Flexural Strength	N/A
Compressive Strength	μ 50 MPa ≥ 45 MPa
De-icing salts freeze-thaw durability	225 g/m <sup>2</sup> after 28 cycles 500 g/m <sup>2</sup> after 49 cycles
Density	N/A
Absorption	N/A
Dimension Tolerance*	Length: -1.0 to +2.0 mm Width: -1.0 to +2.0 mm Height: ±3.0 mm

 Light Commercial       Heavy Commercial

Setting of joint-filling sand: Cover the vibrating plate with a removable rubber tread (neoprene or polypropylene). Cover the snow removal tools with Teflon or neoprene protectors to minimize the risk of damage from scratches or concrete shards. Laying patterns: These laying patterns are by way of example only and represent only a few of many possibilities. Permacon shall not be responsible for the excess or shortage of pavers resulting from installation according to these laying patterns.

# Boulevard TLI 150 Paver



Heavy Commercial

## Colour - Smooth

White - Smooth

Cinder Grey - Smooth

Charcoal - Smooth

Black ETX - Smooth

Light Grey - Smooth

Beige Grey - Smooth

Beige - Smooth

Red - Smooth

Brown - Smooth

## Colour - Textured

White - Granitech

Cinder Grey - Granitech

Charcoal - Granitech

Black ETX - Granitech

Light Grey - Granitech

Beige Grey - Granitech


Beige - Granitech

Red - Granitech

Brown - Granitech

200 x 200	Metric (mm)	Imperial (in.)
	150 x 200 x 200	5 7/8 x 7 7/8 x 7 7/8
Cube/ft <sup>3</sup>	51.6	8.6 per row
Mass/ft <sup>3</sup>	32.6 kg	71.7 lb
Sold separately		

## Typical Row



## Technical Information

Product	Boulevard TLI 150 Paver
Standard	CSA A231.2
Flexural Strength	N/A
Compressive Strength	μ 50 MPa ≥ 45 MPa
De-icing salts freeze-thaw durability	225 g/m <sup>2</sup> after 28 cycles 500 g/m <sup>2</sup> after 49 cycles
Density	N/A
Absorption	N/A
Dimension Tolerance*	Length: -1.0 to +2.0 mm Width: -1.0 to +2.0 mm Height: ±3.0 mm

Setting of joint-filling sand: Cover the vibrating plate with a removable rubber tread (neoprene or polypropylene). Cover the snow removal tools with Teflon or neoprene protectors to minimize the risk of damage from scratches or concrete shards. Laying patterns: These laying patterns are by way of example only and represent only a few of many possibilities. Permacon shall not be responsible for the excess or shortage of pavers resulting from installation according to these laying patterns.