

Grande Wedge® Standard Wall and Capping [] S*

Standard Wall	Metric (mm)	Imperial (in.)
	200 x 312.5 x 380 - 250	7 7/8 x 12 5/16 x 14 15/16 - 9 7/8
Weight/unit	38 kg	83 lb
Unit/area	13.16 units/m ²	1.22 units/ft ²
Area/cube	2.74 m ²	29.50 ft ²
Length/cube	13.68 lin m	44.90 lin. ft
Qty/cube	36 units	36 units
Weight/cube	1353 kg	2978 lb

Code	Colour
16200459	Grey

Contact your sales representative for custom colours.

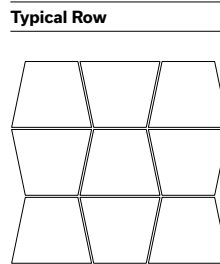
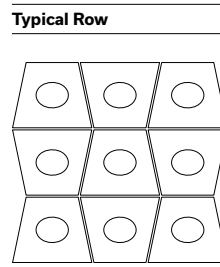
Production location Cambridge

Capping	Metric (mm)	Imperial (in.)
	100 x 312.5 x 380 - 250	3 15/16 x 12 5/16 x 14 15/16 - 9 7/8
Weight/unit	21 kg	47 lb
Length/cube	23.94 lin. m	78.50 lin. ft
Qty/cube	63 units	63 units
Weight/cube	1329 kg	2978 lb


Code	Colour
16200458	Grey

Contact your sales representative for custom colours.

Production location Cambridge



Laying Pattern



Linear



The information contained in these technical documents is supplied for information purposes only. Any application of the information is the sole responsibility of the installer. The installer must ensure that the installation and use of retaining wall projects comply with local regulations and code requirements. A qualified engineer must be consulted for final design for construction purposes. Oldcastle Building Products Canada, Inc. and its affiliates cannot be held responsible for the improper use of information contained in these technical documents.



Technical Information

Product	Grande Wedge Standard Wall and Capping
Standard	ASTM C 1372
Flexural Strength	N/A
Compressive Strength	20.7 MPa
De-icing salts freeze-thaw durability	N/A
Density	2000 kg/m ²
Absorption	10.4%
Dimension Tolerance*	Length: ±3.2 mm Width: ±3.2 mm Height: ±3.2 mm

Recommended Capping: Grande Wedge Capping Unit

Applications: Retaining Walls

Features: Wedge units create a 1000 mm (3'3") outside radius without cutting - 4 Wedge units are required for a rounded 90° corner, 16 pcs for a full circle - Two thirds of all Wedge units in a bundle come double rock-faced for inside and outside curves. Engineering required for walls greater than 1.0 m (3.3 ft).