

# Mega Melville® Paver


	Metric (mm)	Imperial (in.)
	80 x 570 x 950	3 1/8 x 22 7/16 x 37 3/8
Weight/unit	101 kg	222 lb
Unit/area	1.85 units/m <sup>2</sup>	0.17 unit/ft <sup>2</sup>
Area/layer	1.08 m <sup>2</sup>	11.66 ft <sup>2</sup>
Area/cube	7.56 m <sup>2</sup> 7 Rows	81.62 ft <sup>2</sup>
Length/layer	1.90 lin. m	6.23 lin. ft
Length/cube	13.29 lin. m	43.60 lin. ft
Qty/cube	14 units	14 units
Weight/cube	1410 kg	3109 lb

Code	Colour - Prestige
10550530	Range Amber Beige
10551112	Range Margaux Beige
10550464	Range Chambord Grey
10559045	Range Scandina Grey
10550531	Rockland Black
Colour - Standard	
10550529	Range Shaded Grey
10550534	Range Newport Grey

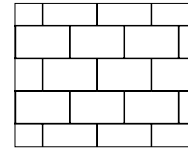
Production location Milton

1 bag of Techniseal sand covers approx.: 309 ft<sup>2</sup>

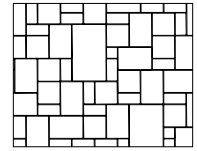
## Typical Row



## Laying Pattern



Linear



Modular  
83% Melville 80  
17% Mega Melville



## Technical Information

Product	Mega Melville Paver
Standard	CSA A231.2
Flexural Strength	N/A
Compressive Strength	μ 50 MPa ≥ 45 MPa
De-icing salts freeze-thaw durability	225 g/m <sup>2</sup> after 28 cycles 500 g/m <sup>2</sup> after 49 cycles
Density	N/A
Absorption	N/A
Dimension Tolerance*	Length: -1.0 to +2.0 mm Width: -1.0 to +2.0 mm Height: ±3.0 mm

Cover snow removal tools with Teflon or neoprene protectors to minimize the risk of damage from scratches. Laying patterns are for design purposes only. Permacon shall not be responsible for excess or shortage of material. Given the weight of this paver, it is highly recommended to use suction-based lifting equipment for handling and placement (avoid manual installation).