

Mega Melville Slab


	Metric (mm)	Imperial (in.)
	60 x 570 x 950	2 3/8 x 22 7/16 x 37 3/8
Weight/unit	76 kg	167 lb
Area/unit	0.54 m ²	5.83 ft ²
Area/layer	1.08 m ²	11.66 ft ²
Area/cube	9.72 m ² 9 Rows	104.94 ft ²
Qty/cube	18 units	18 units
Weight/cube	1364 kg	3007 lb

Code	Colour - Prestige
127001794	Range Amber Beige
12052363	Range Margaux Beige
12052772	Range Chambord Grey
12052362	Range Scandina Grey
12052360	Rockland Black
Colour - Standard	
12053565	Range Shaded Grey
12052366	Range Newport Grey


Production location Milton

1 bag of Techniseal sand covers approx.: 412 ft²

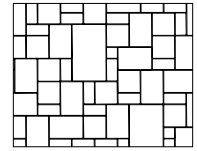
Typical Row



Laying Pattern



Linear



Modular
83% Melville 60
17% Mega Melville



Technical Information

Product	Mega Melville Slab
Standard	CSA A231.1
Flexural Strength	±4.5 MPa
Compressive Strength	N/A
De-icing salts freeze-thaw durability	225 g/m ² after 28 cycles 500 g/m ² after 49 cycles
Density	N/A
Absorption	N/A
Dimension Tolerance*	Length: -1.0 to +2.0 mm Width: -1.0 to +2.0 mm Height: ±3.0 mm

* Concave or convex warpage in one dimension: up to and including 450 mm: 2.0 mm / over 450 mm: 3.00 mm

Cover snow removal tools with Teflon or neoprene protectors to minimize the risk of damage from scratches. Laying patterns are for design purposes only. Permacon shall not be responsible for excess or shortage of material. Given the weight of this slab, it is highly recommended to use suction-based lifting equipment for handling and placement (avoid manual installation).